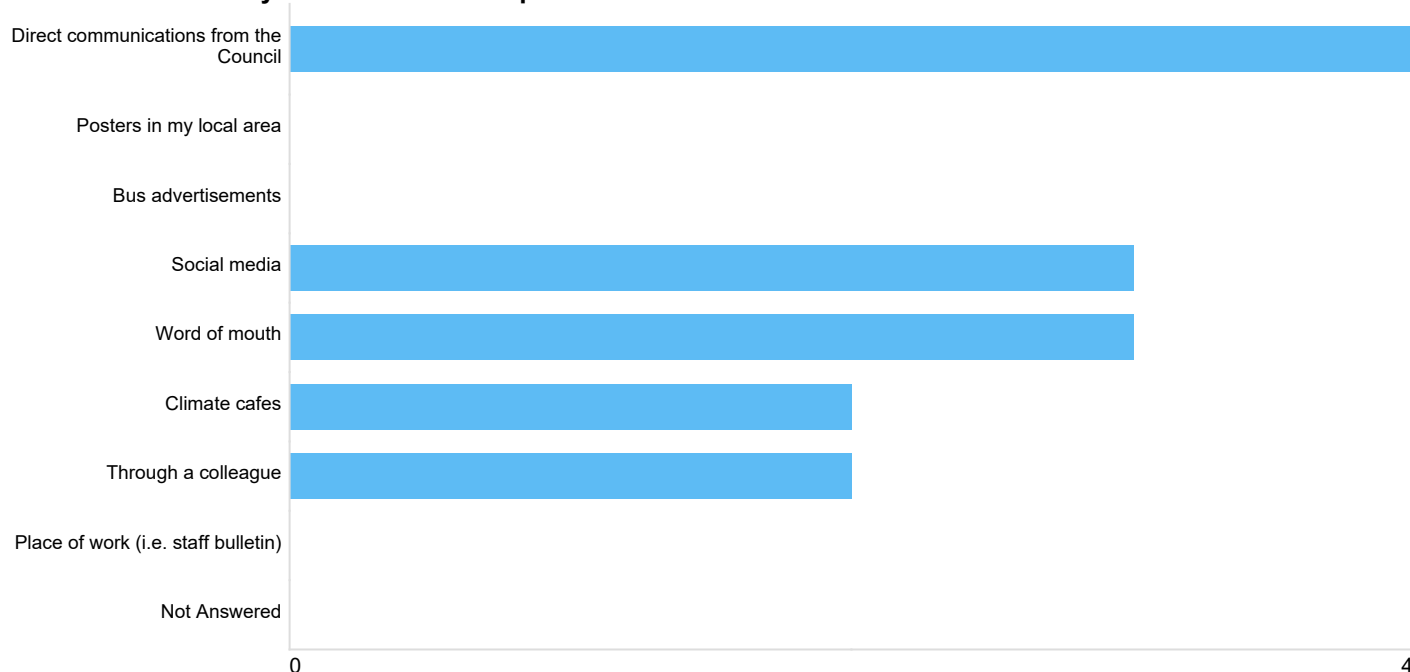


This report was created on Thursday 06 May 2021 and includes 14 responses. The consultation ran from 30/10/2020 to 31/01/2021.

Question 1: Where did you hear about this questionnaire?



Option	Total	Percent
Direct communications from the Council	4	28.57%
Posters in my local area	0	0.00%
Bus advertisements	0	0.00%
Social media	3	21.43%
Word of mouth	3	21.43%
Climate cafes	2	14.29%
Through a colleague	2	14.29%
Place of work (i.e. staff bulletin)	0	0.00%
Not Answered	0	0.00%

Q1_Other (please specify)

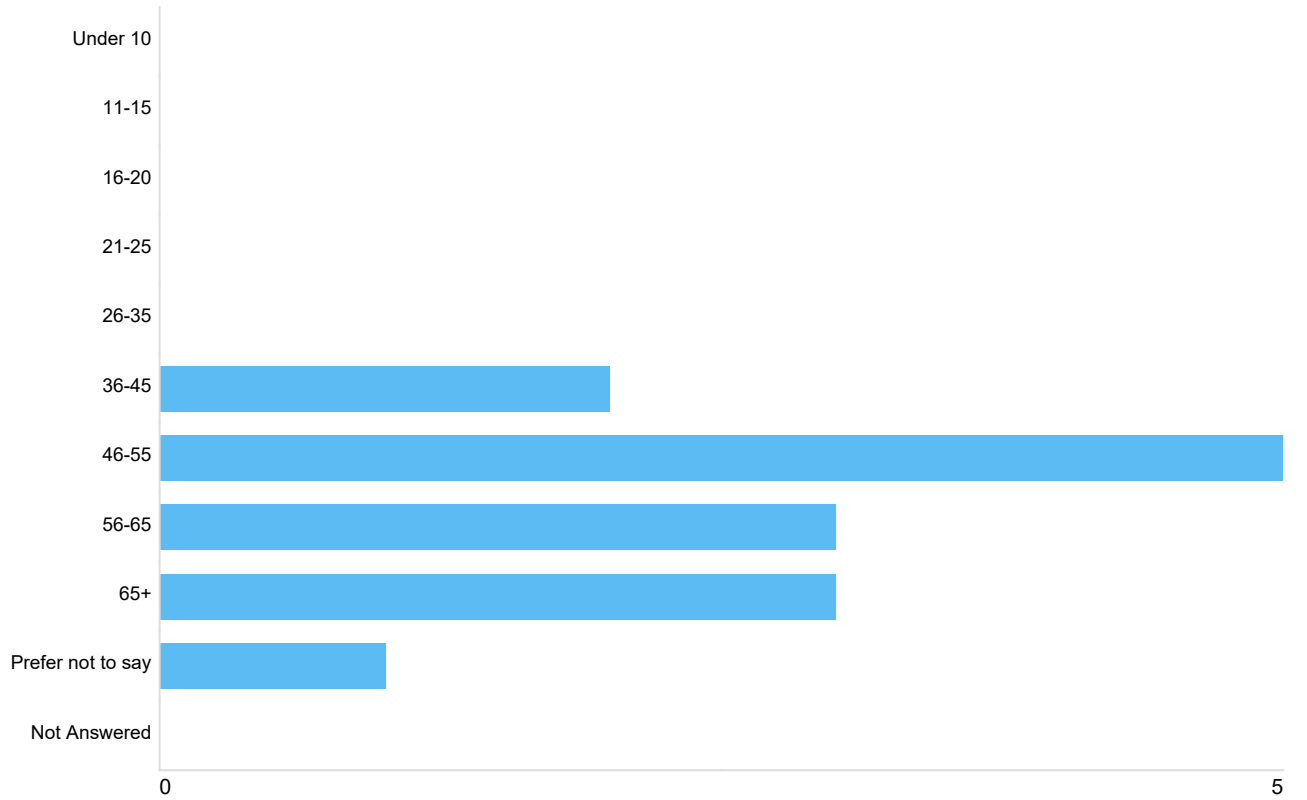
There were 0 responses to this part of the question.

Question 2: If you would like to subscribe to our mailing list please provide your email address below:

Q2_Email (Internal Use Only)

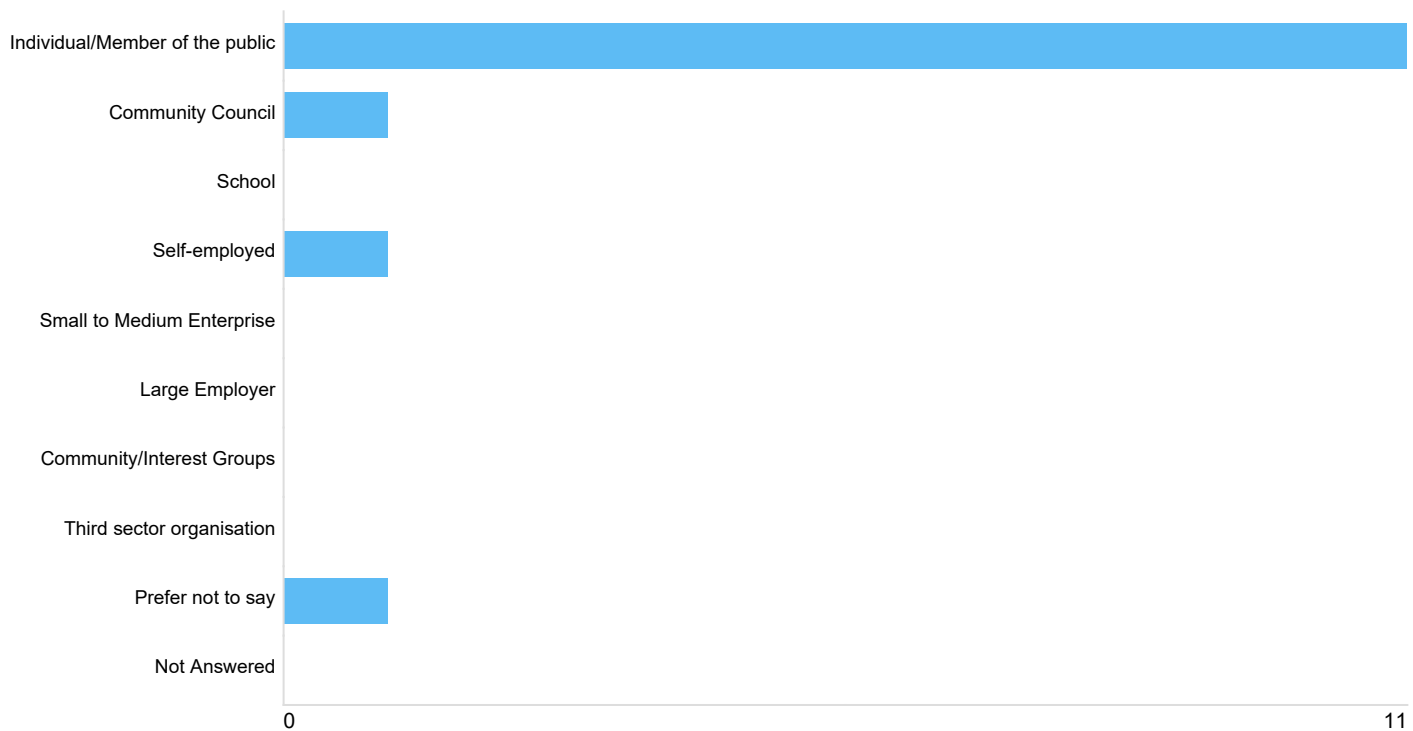
There were 10 responses to this part of the question.

Question 3: Which age group do you belong to?



Option	Total	Percent
Under 10	0	0.00%
11-15	0	0.00%
16-20	0	0.00%
21-25	0	0.00%
26-35	0	0.00%
36-45	2	14.29%
46-55	5	35.71%
56-65	3	21.43%
65+	3	21.43%
Prefer not to say	1	7.14%
Not Answered	0	0.00%

Question 4: Who are you representing by responding to this consultation?

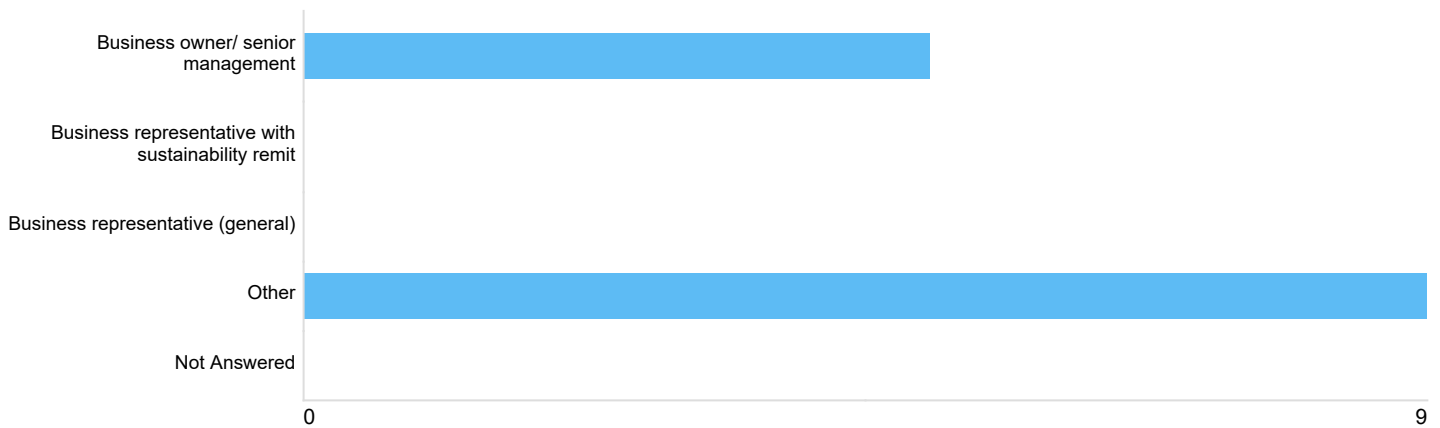


Option	Total	Percent
Individual/Member of the public	11	78.57%
Community Council	1	7.14%
School	0	0.00%
Self-employed	1	7.14%
Small to Medium Enterprise	0	0.00%
Large Employer	0	0.00%
Community/Interest Groups	0	0.00%
Third sector organisation	0	0.00%
Prefer not to say	1	7.14%
Not Answered	0	0.00%

Q4_Other(please specify)

There was 1 response to this part of the question.

Question 5: What best describes you?



Option	Total	Percent
Business owner/ senior management	5	35.71%
Business representative with sustainability remit	0	0.00%
Business representative (general)	0	0.00%
Other	9	64.29%
Not Answered	0	0.00%

Which sector does your business/organisation belong to?

There were 5 responses to this part of the question. The process of analysing and summarising these responses is still ongoing and we will publish these as part of our Climate Change Action Plan Report, which is expected in Autumn 2021.

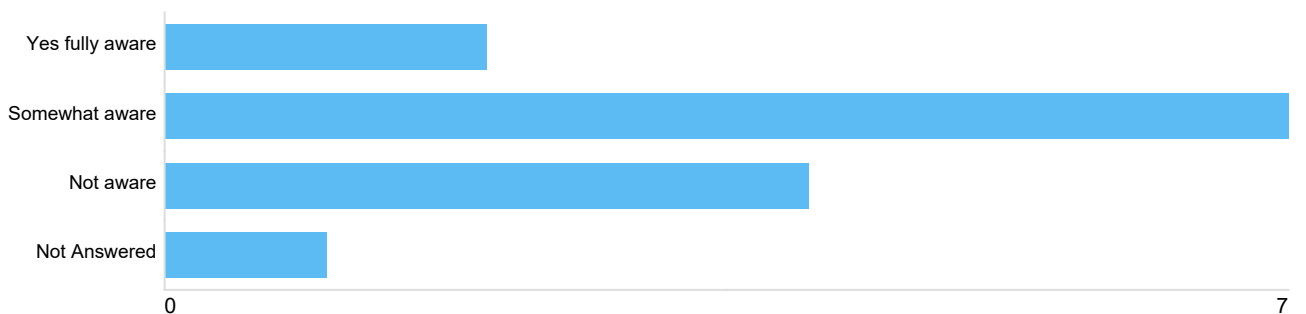
Question 6: Please let us know where you live or if you are responding as a business owner please let us know where you operate from:

Postcode (Internal Use Only)

There were 12 responses to this part of the question.

Question 7: Are you aware of funding, technologies and skills training resources and support available to companies/organisations in business and industry to tackle climate change?

Q7A - Aware of funding, technologies and skills training resources




Option	Total	Percent
Yes fully aware	2	14.29%
Somewhat aware	7	50.00%
Not aware	4	28.57%
Not Answered	1	7.14%

Q7B - If you answered yes/somewhat, could you please provide some examples of funding, technologies and skills training resources that you are aware of?

There were 3 responses to this part of the question. The process of analysing and summarising these responses is still ongoing and we will publish these as part of our Climate Change Action Plan Report, which is expected in Autumn 2021.

Q7C - If you answered yes/somewhat, does your business/industry make use of such resources?



Option	Total	Percent
Yes	4	28.57%
No	5	35.71%
Not Answered	5	35.71%

Q7C - Please specify

There were 3 responses to this part of the question. The process of analysing and summarising these responses is still ongoing and we will publish these as part of our Climate Change Action Plan Report, which is expected in Autumn 2021.

Q7D - If you answered no, would your business/organisation be interested to use such resources to tackle climate change if you knew where to look for them?

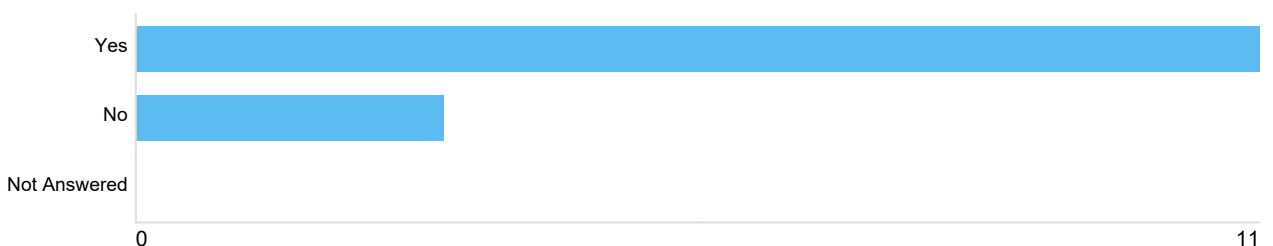


Option	Total	Percent
Yes	7	50.00%
No	1	7.14%
Not Answered	6	42.86%

Q7D - Comment

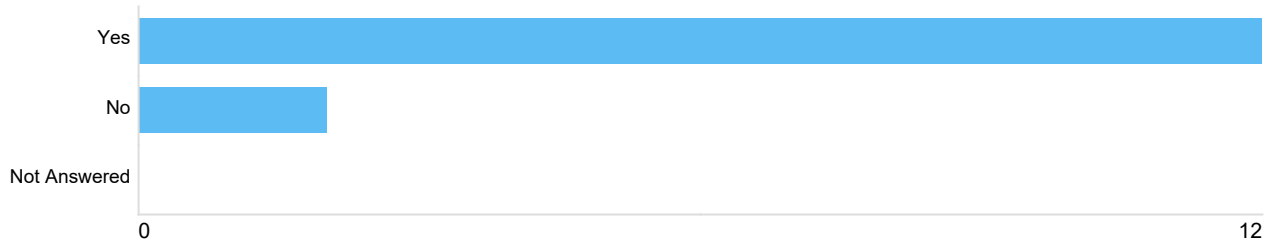
There was 1 response to this part of the question.

Question 8: Are you aware that the transport sector is the largest contributor to greenhouse gas emissions in our area?



Option	Total	Percent
Yes	11	78.57%
No	3	21.43%
Not Answered	0	0.00%

Q8B - Do you think that this will change considering the changes we have made due to COVID-19 like working from home?

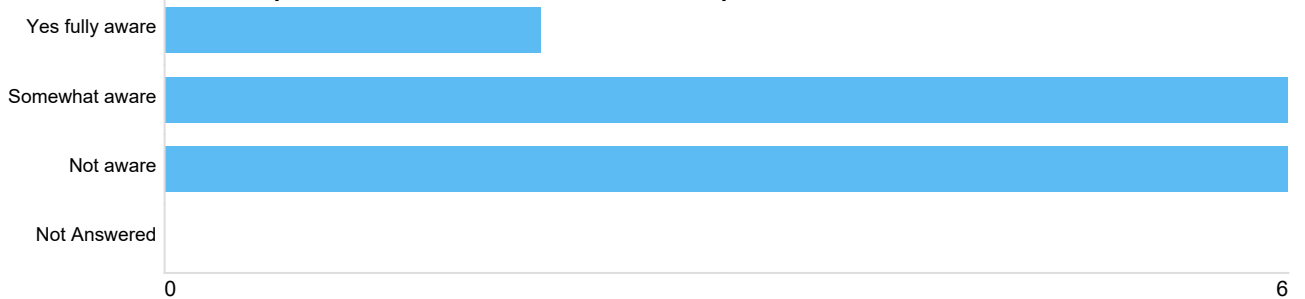


Option	Total	Percent
Yes	12	85.71%
No	2	14.29%
Not Answered	0	0.00%

Q8B - Explanation


There were 8 responses to this part of the question. The process of analysing and summarising these responses is still ongoing and we will publish these as part of our Climate Change Action Plan Report, which is expected in Autumn 2021.

Q8C - Are you aware of the innovative plans for the Broxden Low Carbon Transport and Active Travel Hub?



Option	Total	Percent
Yes fully aware	2	14.29%
Somewhat aware	6	42.86%
Not aware	6	42.86%
Not Answered	0	0.00%

Q8D - What Electric Vehicle facilities should the Council implement in strategic locations, i.e. rural areas, industrial estates and in edge of centre locations in order to avoid congestion in city centres?

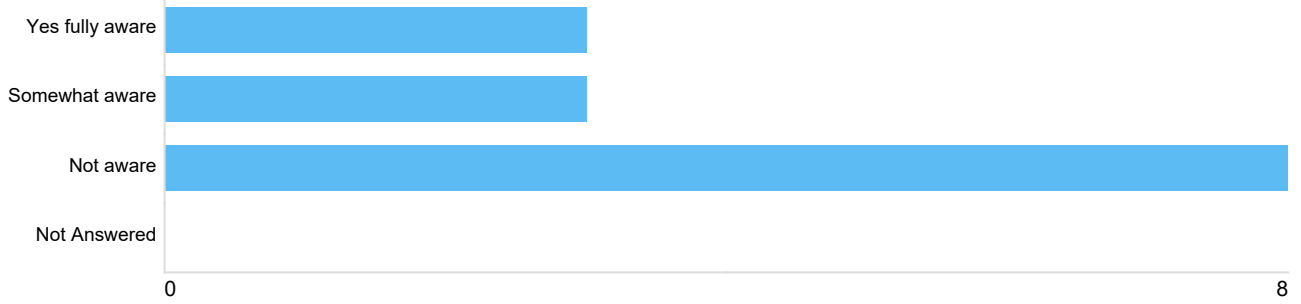


Option	Total	Percent
Hub charging facilities	11	78.57%
Chargers in strategic locations	13	92.86%
Not Answered	1	7.14%

Q8D - Other (please specify)

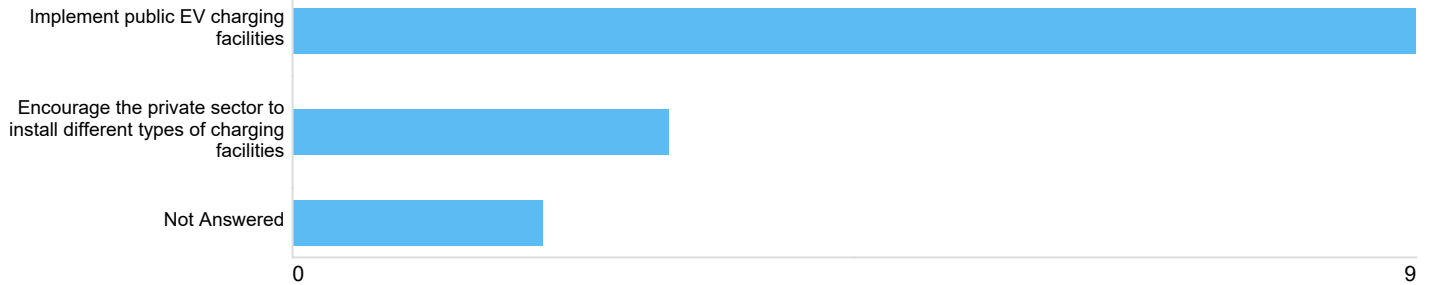
There were 5 responses to this part of the question. The process of analysing and summarising these responses is still ongoing and we will publish these as part of our Climate Change Action Plan Report, which is expected in Autumn 2021.

Q8E - Prior to this questionnaire were you aware of Perth and Kinross Council's plans to develop an active travel network on key transport routes within and around the city as part of the Perth People Place Project?



Option	Total	Percent
Yes fully aware	3	21.43%
Somewhat aware	3	21.43%
Not aware	8	57.14%
Not Answered	0	0.00%

Q8F - Do you think it is important for Perth & Kinross Council to continue to implement public EV charging facilities or is it more important to encourage the private sector to install different types of charging facilities e.g. facilities available to large vehicles?




Option	Total	Percent
Implement public EV charging facilities	9	64.29%
Encourage the private sector to install different types of charging facilities	3	21.43%
Not Answered	2	14.29%

Q8F - Explanation

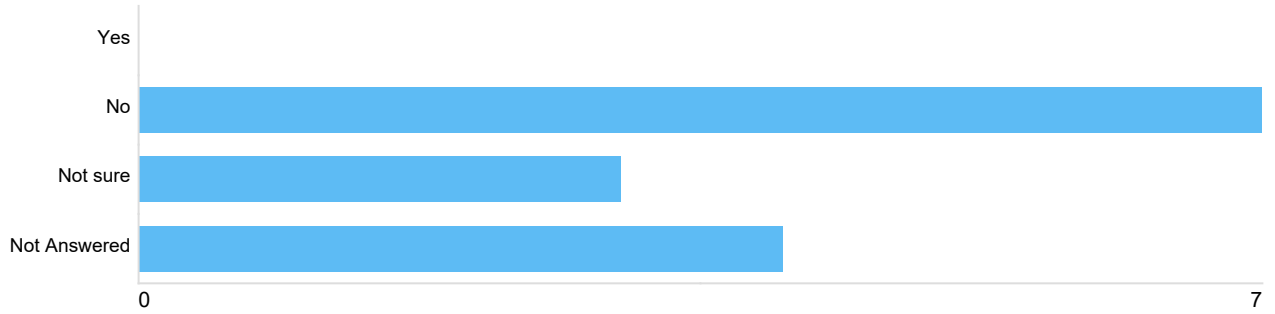
There were 3 responses to this part of the question. The process of analysing and summarising these responses is still ongoing and we will publish these as part of our Climate Change Action Plan Report, which is expected in Autumn 2021.

Q8G - Do you think it important for the private sector to provide their own charging facilities for staff and customers and their own fleet?



Option	Total	Percent
Yes	12	85.71%
No	0	0.00%
Not sure	1	7.14%
Not Answered	1	7.14%

Question 9: Is your business/organisation part of any Business networks?



Option	Total	Percent
Yes	0	0.00%
No	7	50.00%
Not sure	3	21.43%
Not Answered	4	28.57%


Q9 - If yes, could you please provide further information?

There was 1 response to this part of the question. The process of analysing and summarising these responses is still ongoing and we will publish these as part of our Climate Change Action Plan Report, which is expected in Autumn 2021.

Question 10: In what way do you think your business could help a 'green recovery'?

Q10 - Other (please specify) There were 7 responses to this part of the question.

Question 11: From the list below please select the number of low-carbon* vehicles your company/organisation currently operates as part of your fleet (this may include electric or hybrid)

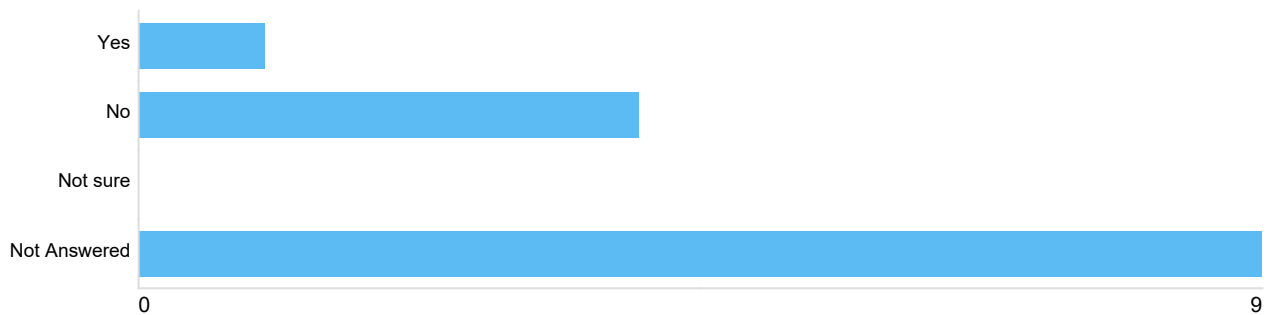


Option	Total	Percent
0	2	14.29%
1-3	0	0.00%
4-6	0	0.00%
7-9	0	0.00%
10+	0	0.00%
Don't know	2	14.29%
Not Answered	10	71.43%

Question 12: How could the Council support the transition of your fleet to low-carbon?

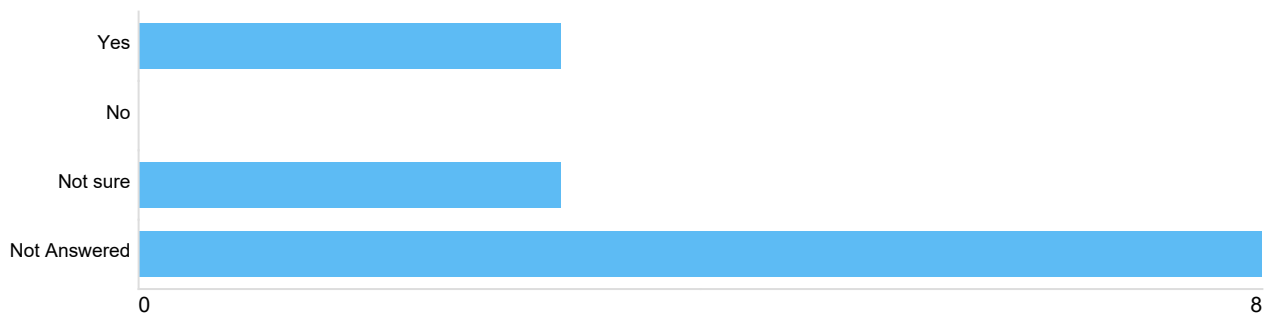
There were 2 responses to this part of the question. The process of analysing and summarising these responses is still ongoing and we will publish these as part of our Climate Change Action Plan Report, which is expected in Autumn 2021.

Question 13: Are you aware of any funding schemes available to you to help fund the purchase of EVs and/or charging infrastructure? (Government and non-Government)



Option	Total	Percent
Yes	1	7.14%
No	4	28.57%
Not sure	0	0.00%
Not Answered	9	64.29%

Question 14: Do you feel customers/clients would be more likely to use private hire vehicles if they were low carbon vehicles?



Option	Total	Percent
Yes	3	21.43%
No	0	0.00%
Not sure	3	21.43%
Not Answered	8	57.14%

Question 15: Do you have a strategy in place to replace internal combustion engine vehicles and replace with low-carbon vehicles?



Option	Total	Percent
Yes	1	7.14%
No	2	14.29%
Not sure	2	14.29%
Not Answered	9	64.29%

Q15B - What are the main barriers in implanting a strategy?

There were 2 responses to this part of the question. The process of analysing and summarising these responses is still ongoing and we will publish these as part of our Climate Change Action Plan Report, which is expected in Autumn 2021.

Q15C - Are you looking at hydrogen as an opt ion for replacing your fleet?

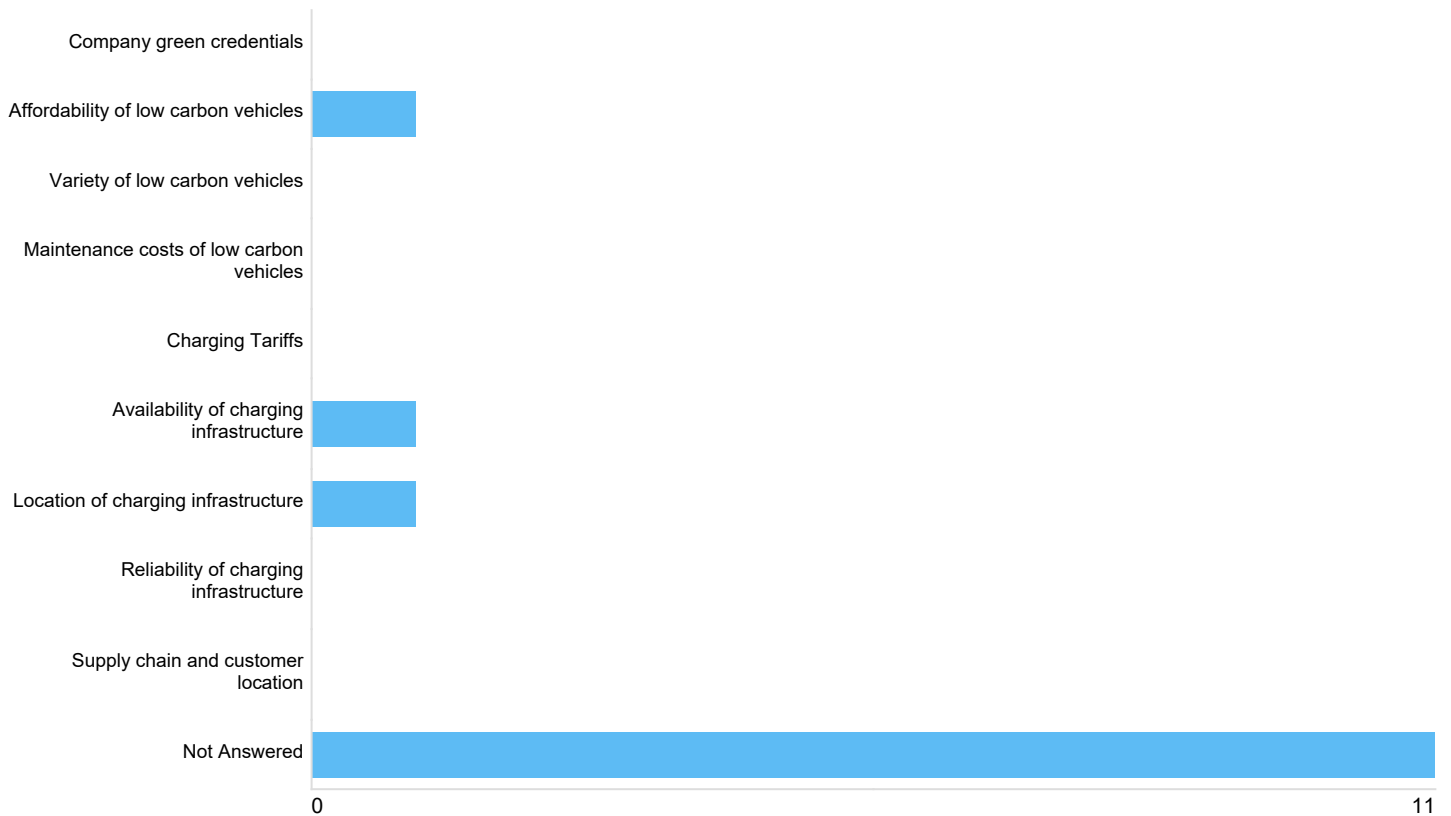


Option	Total	Percent
Yes	1	7.14%
No	1	7.14%
Not sure	2	14.29%
Not Answered	10	71.43%

Q15C_Comments provided by respondent:

There were 2 responses to this part of the question. The process of analysing and summarising these responses is still ongoing and we will publish these as part of our Climate Change Action Plan Report, which is expected in Autumn 2021.

Question 16: What do you consider to be the most important element when considering low-carbon vehicles as part of your fleet? (Please select one answer)



Option	Total	Percent
Company green credentials	0	0.00%
Affordability of low carbon vehicles	1	7.14%
Variety of low carbon vehicles	0	0.00%
Maintenance costs of low carbon vehicles	0	0.00%
Charging Tariffs	0	0.00%
Availability of charging infrastructure	1	7.14%
Location of charging infrastructure	1	7.14%
Reliability of charging infrastructure	0	0.00%
Supply chain and customer location	0	0.00%
Not Answered	11	78.57%

Q16_Examples provided by respondent:

There were 2 responses to this part of the question. The process of analysing and summarising these responses is still ongoing and we will publish these as part of our Climate Change Action Plan Report, which is expected in Autumn 2021.

Question 17: How willing would you be to participate in a collective initiative (i.e. work in a group with other businesses towards sustainable transport solutions) to reduce business travel?



Option	Total	Percent
Very willing	3	21.43%
Willing	0	0.00%
Neither willing nor unwilling	1	7.14%
Unwilling	0	0.00%
Very unwilling	0	0.00%
Not sure	1	7.14%
Not Answered	9	64.29%

Question 18: How willing would you be to participate in a collective initiative for the use of low-carbon vehicles?



Option	Total	Percent
Very willing	3	21.43%
Willing	0	0.00%
Neither willing nor unwilling	1	7.14%
Unwilling	0	0.00%
Very unwilling	0	0.00%
Not sure	1	7.14%
Not Answered	9	64.29%

Question 19: Is it possible for your employees to use public transport as a means of commuting/travelling to their place of work?

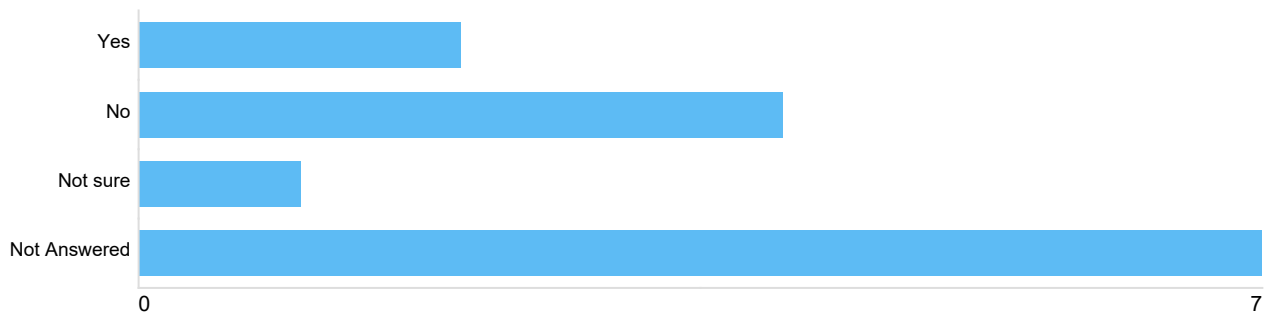


Option	Total	Percent
Yes	1	7.14%
Yes, but with some difficulty	4	28.57%
No	3	21.43%
Not Answered	6	42.86%

Q19_If no, please explain why?

There were 4 responses to this part of the question. The process of analysing and summarising these responses is still ongoing and we will publish these as part of our Climate Change Action Plan Report, which is expected in Autumn 2021.

Question 20: Does your company/organisation currently have any active travel schemes* available to employees who commute to/from work?



Option	Total	Percent
Yes	2	14.29%
No	4	28.57%
Not sure	1	7.14%
Not Answered	7	50.00%

Q20_If yes, what schemes are in place? There were 2 responses to this part of the question. The process of analysing and summarising these responses is still ongoing and we will publish these as part of our Climate Change Action Plan Report, which is expected in Autumn 2021.

Question 21: Does your company/organisation currently have any low carbon car schemes available to employees who commute to/from work? Please select all that apply:

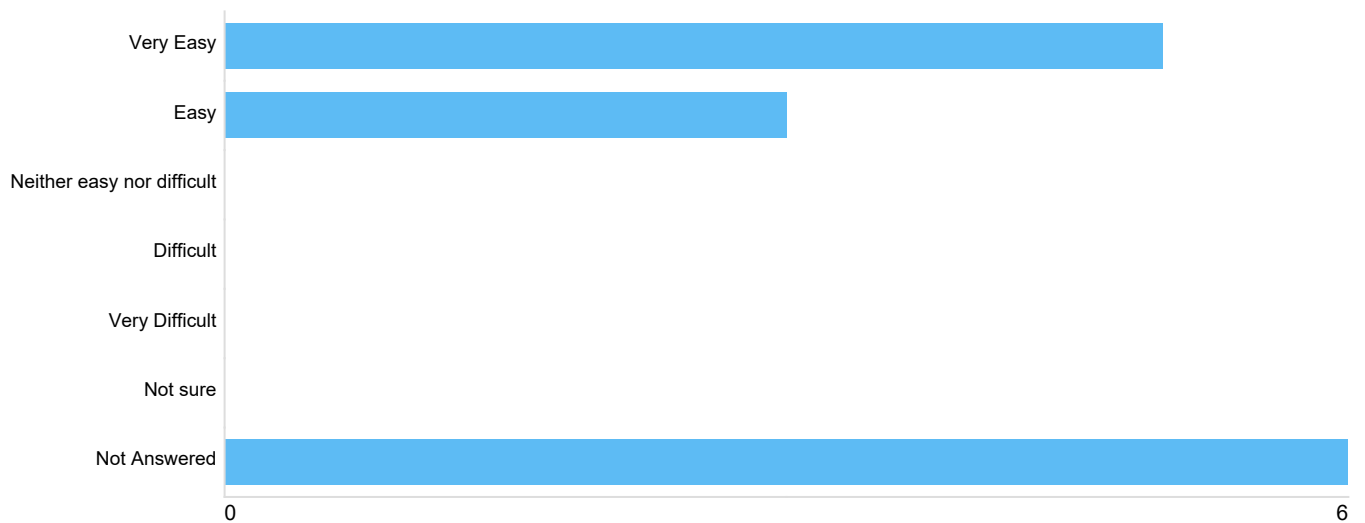


Option	Total	Percent
Car Club (low-carbon)	0	0.00%
Car Share (low-carbon)	0	0.00%
Salary sacrifice car scheme	1	7.14%
Not Answered	13	92.86%

Q21_Other (please specify)

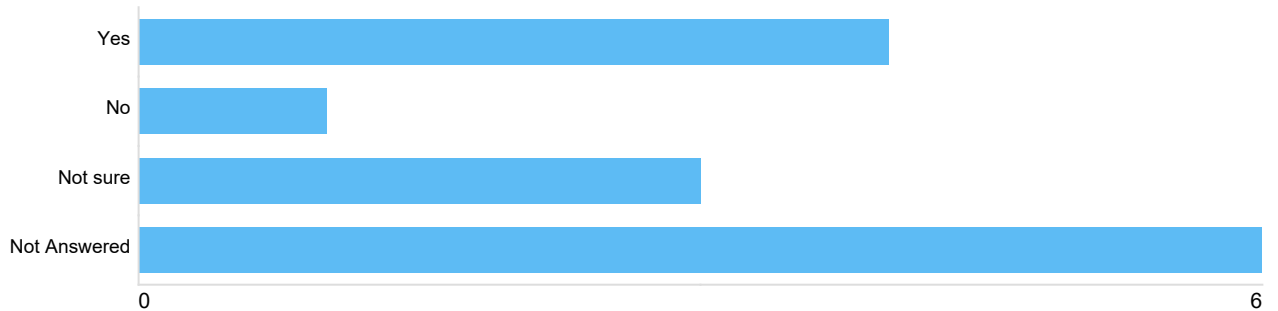
There was 1 response to this part of the question. The process of analysing and summarising these responses is still ongoing and we will publish these as part of our Climate Change Action Plan Report, which is expected in Autumn 2021.

Question 22: How easy do you think it is to minimise the use of transport and travel for meetings by encouraging tele-conferencing and virtual events/meeting rooms?



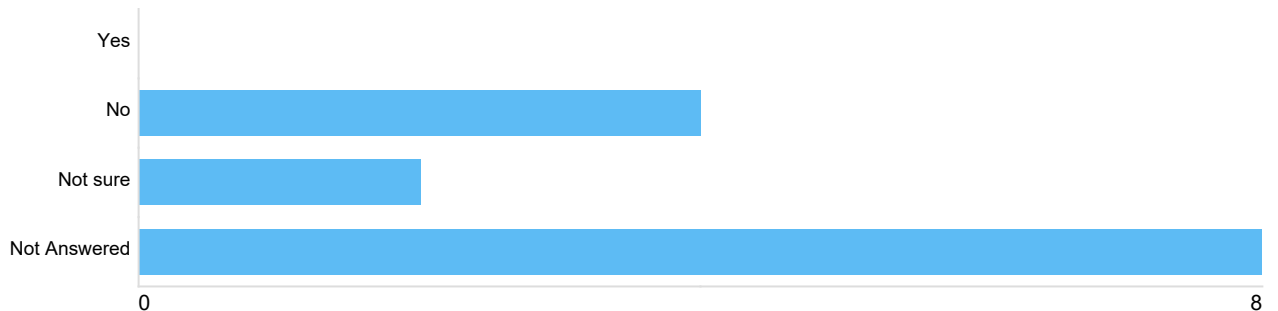
Option	Total	Percent
Very Easy	5	35.71%
Easy	3	21.43%
Neither easy nor difficult	0	0.00%
Difficult	0	0.00%
Very Difficult	0	0.00%
Not sure	0	0.00%
Not Answered	6	42.86%

Question 23: Do you feel employees could benefit from more learning resources from Perth & Kinross Council about the Transport Industry and its contributions and actions towards Climate Change?



Option	Total	Percent
Yes	4	28.57%
No	1	7.14%
Not sure	3	21.43%
Not Answered	6	42.86%

Question 24: Are you aware of business support and information on market and customer profiles that are available locally and nationally to help inform business decisions?



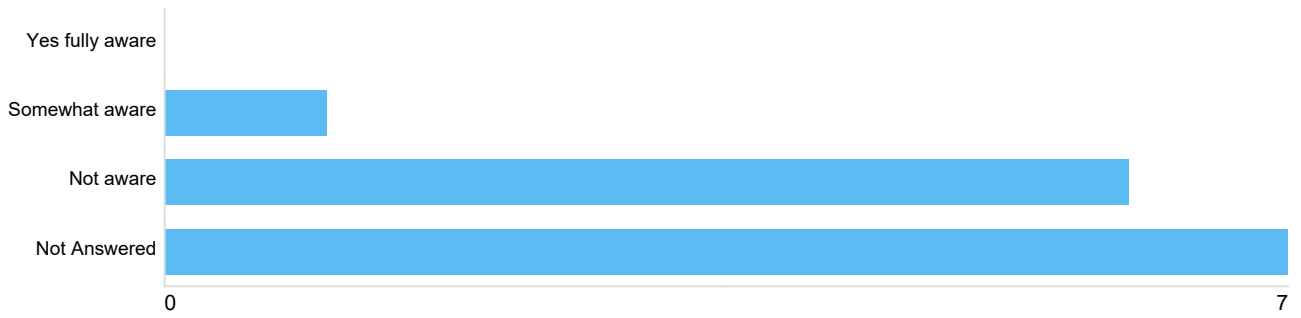
Option	Total	Percent
Yes	0	0.00%
No	4	28.57%
Not sure	2	14.29%
Not Answered	8	57.14%

Question 25: Based on your supply chain and customers delivery experiences, please provide any suggestions/projects to reduce the impact of logistics on climate change?

Q25. Based on your supply chain and customers delivery experiences, please provide any suggestions/projects to reduce the impact of logistics?

There was 1 response to this part of the question. The process of analysing and summarising these responses is still ongoing and we will publish these as part of our Climate Change Action Plan Report, which is expected in Autumn 2021.


Question 26: Are you aware of the development plans at Perth West?



Option	Total	Percent
Yes fully aware	0	0.00%
Somewhat aware	1	7.14%
Not aware	6	42.86%
Not Answered	7	50.00%

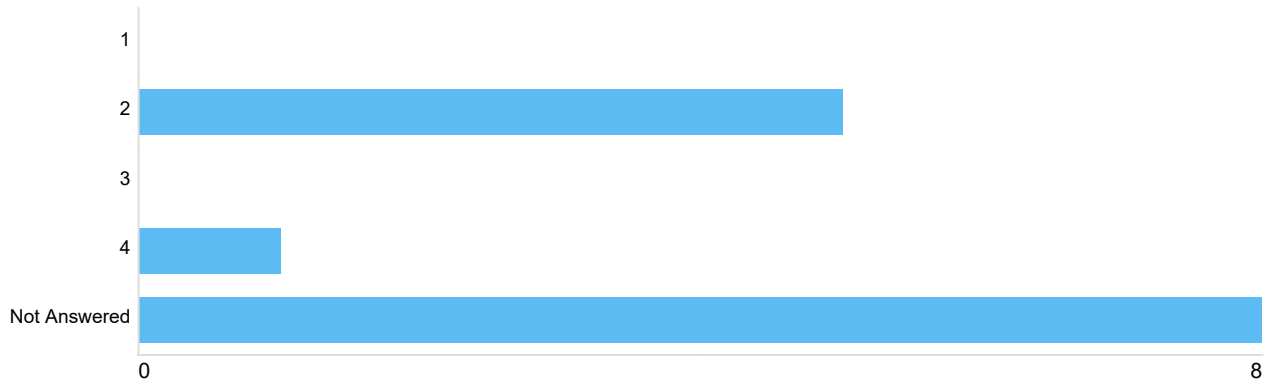
Q26A - Please rank the impact the following parts of the Perth West development have on climate change, with 1 being the highest impact and 4 being the lowest impact.

Investment of infrastructure (accessible low carbon and active travel hubs)



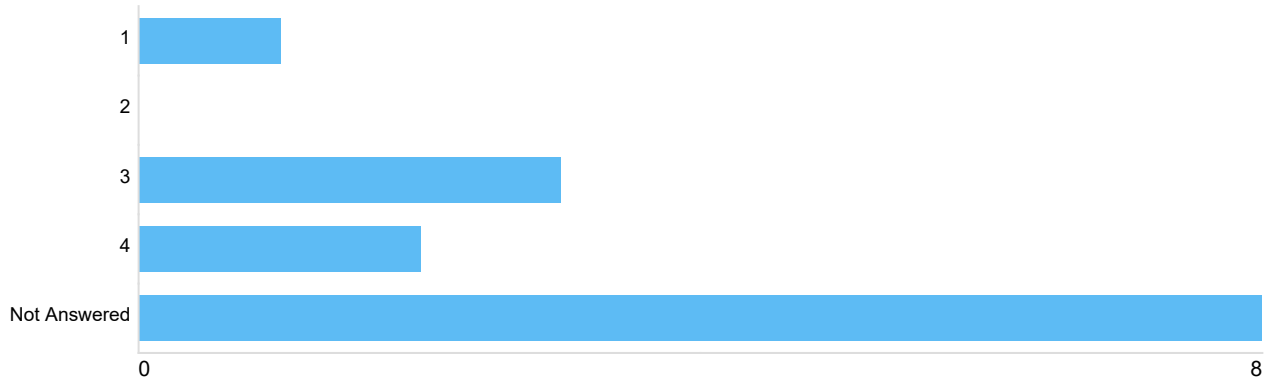
Option	Total	Percent
1	5	35.71%
2	0	0.00%
3	0	0.00%
4	1	7.14%
Not Answered	8	57.14%

Supporting innovation



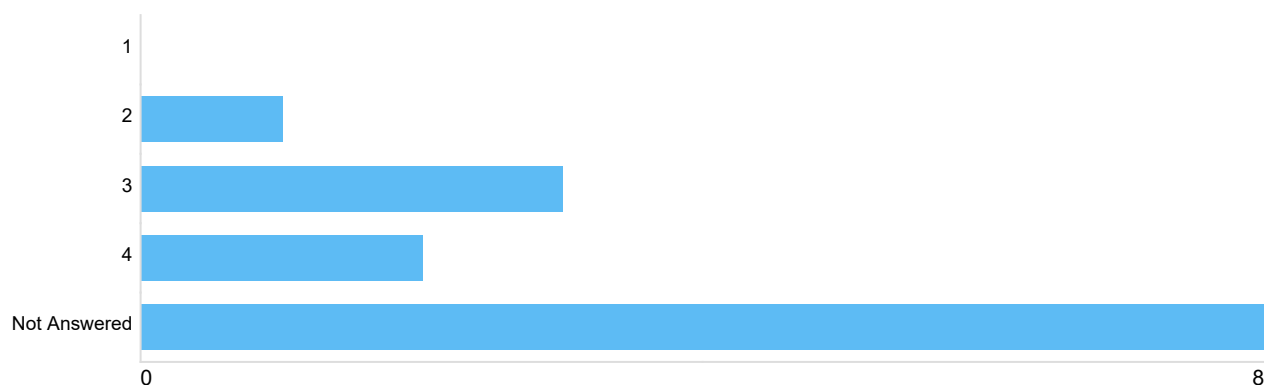
Option	Total	Percent
1	0	0.00%
2	5	35.71%
3	0	0.00%
4	1	7.14%
Not Answered	8	57.14%

Creating skilled employment opportunities



Option	Total	Percent
1	1	7.14%
2	0	0.00%
3	3	21.43%
4	2	14.29%
Not Answered	8	57.14%

Developing and creating advanced public amenities



Option	Total	Percent
1	0	0.00%
2	1	7.14%
3	3	21.43%
4	2	14.29%
Not Answered	8	57.14%

Question 27: What do you think will be the main changes the agriculture sector will face in achieving climate change targets?

There were **9** responses to this part of the question. The process of analysing and summarising these responses is still ongoing and we will publish these as part of our Climate Change Action Plan Report, which is expected in Autumn 2021.

Q27B_What do you think are the main challenges the agriculture sector will face in adapting to climate change?

There were **7** responses to this part of the question. The process of analysing and summarising these responses is still ongoing and we will publish these as part of our Climate Change Action Plan Report, which is expected in Autumn 2021.

Question 28: What are the main incentives for your business/organisation to influence your decisions and shift to more sustainable practices?

There were **3** responses to this part of the question. The process of analysing and summarising these responses is still ongoing and we will publish these as part of our Climate Change Action Plan Report, which is expected in Autumn 2021.

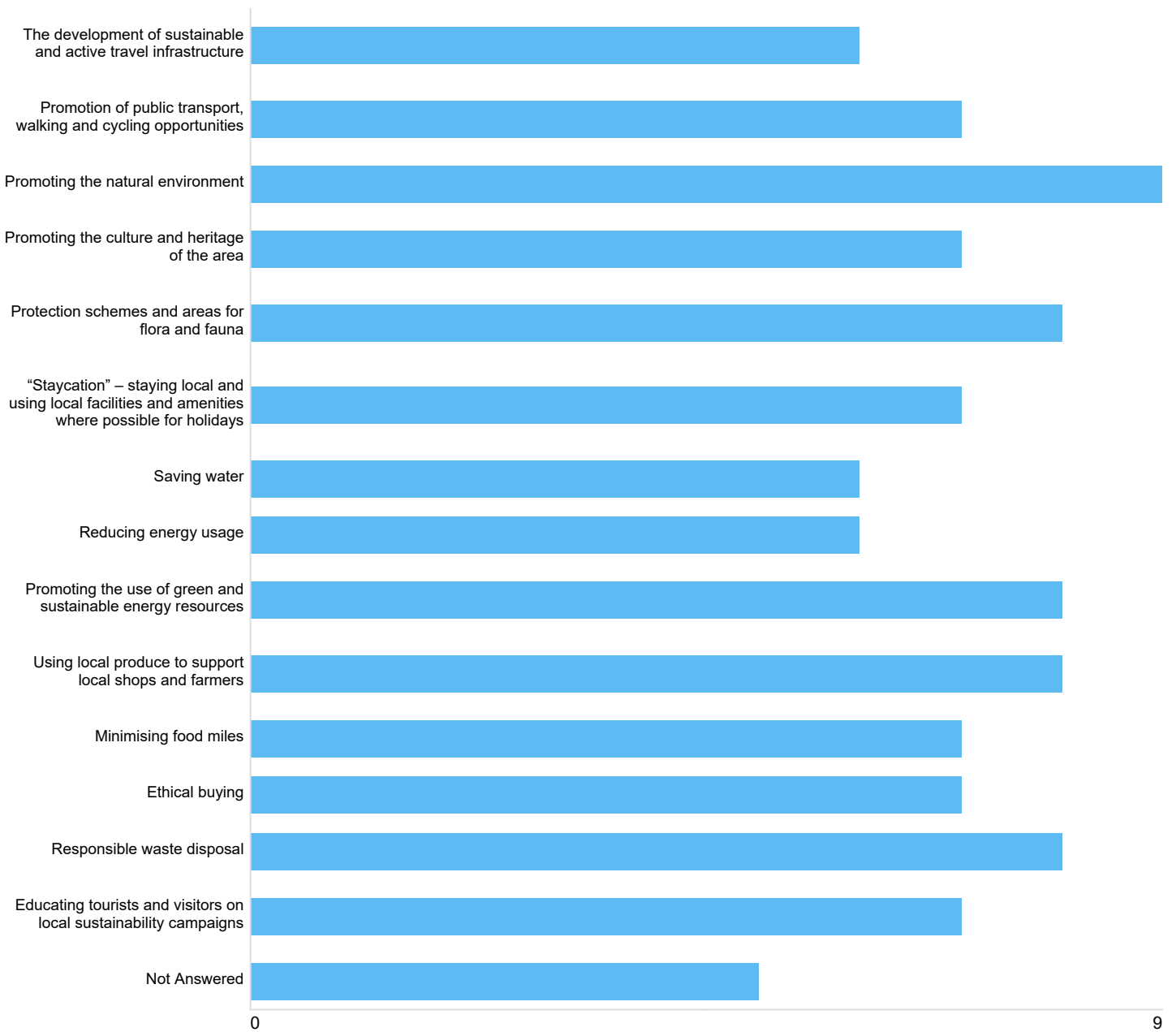
Question 29: What support do you think is required, from both Government or non-Government agencies, to help the agricultural and forestry sectors to become more sustainable?

There were **6** responses to this part of the question. The process of analysing and summarising these responses is still ongoing and we will publish these as part of our Climate Change Action Plan Report, which is expected in Autumn 2021.

Question 30: Please provide any suggestions/projects on how the agriculture and forestry sectors can help to protect and develop our local natural capital (e.g. biodiversity, water, soil)?

There were **6** responses to this part of the question. The process of analysing and summarising these responses is still ongoing and we will publish these as part of our Climate Change Action Plan Report, which is expected in Autumn 2021.

Question 31: What does the term “Green Tourism” mean to you? Please tick all that apply



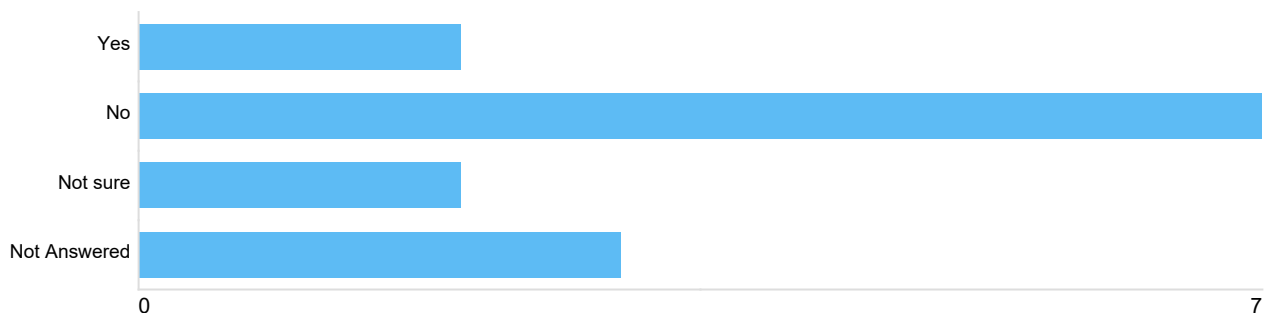
Option	Total	Percent
The development of sustainable and active travel infrastructure	6	42.86%
Promotion of public transport, walking and cycling opportunities	7	50.00%
Promoting the natural environment	9	64.29%
Promoting the culture and heritage of the area	7	50.00%
Protection schemes and areas for flora and fauna	8	57.14%
“Staycation” – staying local and using local facilities and amenities where possible for holidays	7	50.00%
Saving water	6	42.86%
Reducing energy usage	6	42.86%
Promoting the use of green and sustainable energy resources	8	57.14%
Using local produce to support local shops and farmers	8	57.14%
Minimising food miles	7	50.00%
Ethical buying	7	50.00%
Responsible waste disposal	8	57.14%
Educating tourists and visitors on local sustainability campaigns	7	50.00%
Not Answered	5	35.71%

Question 32: Are you aware of the Green Tourism Initiative?



Option	Total	Percent
Yes fully aware	4	28.57%
Somewhat aware	4	28.57%
Not aware	3	21.43%
Not Answered	3	21.43%

Q32B - Do you think Green Tourism is evident in your area?

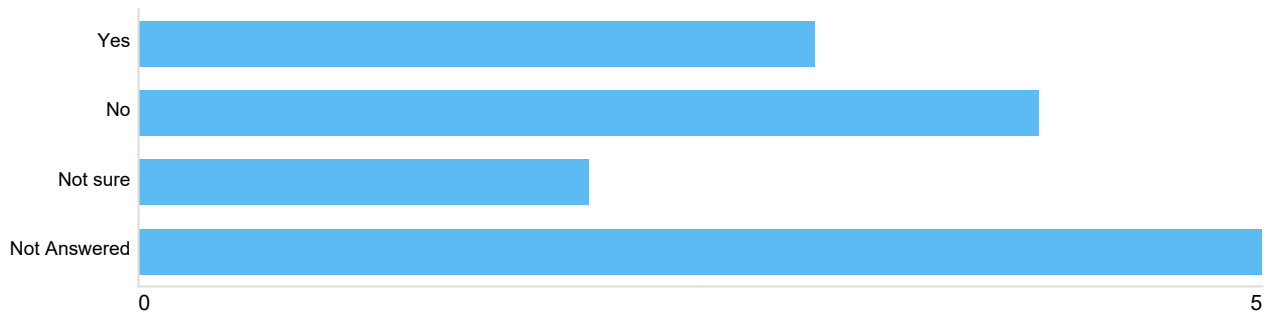


Option	Total	Percent
Yes	2	14.29%
No	7	50.00%
Not sure	2	14.29%
Not Answered	3	21.43%

Q32B_Can you please explain further?

There were 7 responses to this part of the question. The process of analysing and summarising these responses is still ongoing and we will publish these as part of our Climate Change Action Plan Report, which is expected in Autumn 2021.

Q32C - Do you participate in such initiatives?



Option	Total	Percent
Yes	3	21.43%
No	4	28.57%
Not sure	2	14.29%
Not Answered	5	35.71%

Q32C_Please provide examples of initiatives you participate in: There were 3 responses to this part of the question. The process of analysing and summarising these responses is still ongoing and we will publish these as part of our Climate Change Action Plan Report, which is expected in Autumn 2021.

Question 33: Please provide any suggestions/projects to support ‘green or responsible tourism’ in your area?

There were 7 responses to this part of the question.

Question 34: Are you aware of any education, skills training and funding support offered by Government or non-Governmental agencies to help businesses/organisations manage waste?




Option	Total	Percent
Yes fully aware	1	7.14%
Somewhat aware	4	28.57%
Not aware	5	35.71%
Not Answered	4	28.57%

Q34B - If you answered yes/somewhat, could you please provide some examples?

There were 2 responses to this part of the question. The process of analysing and summarising these responses is still ongoing and we will publish these as part of our Climate Change Action Plan Report, which is expected in Autumn 2021.

Q34C - If you answered yes/somewhat, does your business/organisation make use of such support resources?



Option	Total	Percent
Yes	2	14.29%
No	1	7.14%
Not sure	0	0.00%
Not Answered	11	78.57%

Q34C *If possible, please provide further information:* There were 2 responses to this part of the question.

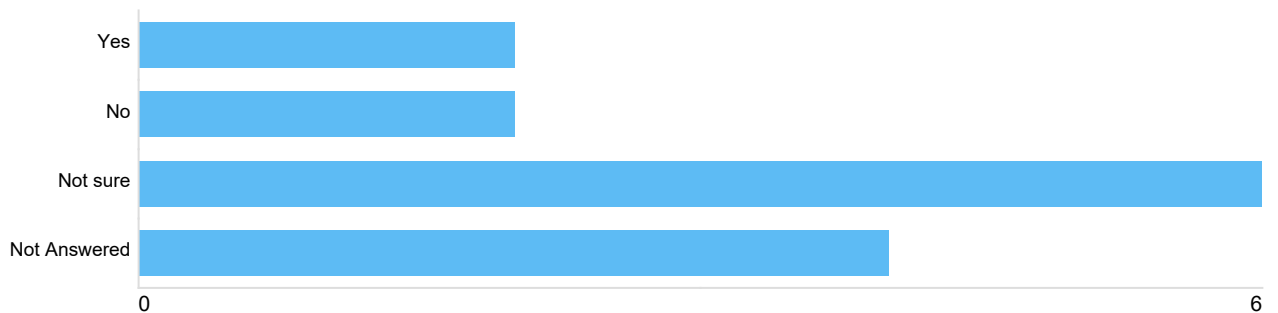
Q34D - *If you answered no, would your business/organisation be interested to use such resources to manage your waste if you knew where to look for them?*



Option	Total	Percent
Yes	1	7.14%
No	2	14.29%
Not sure	1	7.14%
Not Answered	10	71.43%

Q34D *If possible, please provide further information:* There was 1 response to this part of the question. The process of analysing and summarising these responses is still ongoing and we will publish these as part of our Climate Change Action Plan Report, which is expected in Autumn 2021.

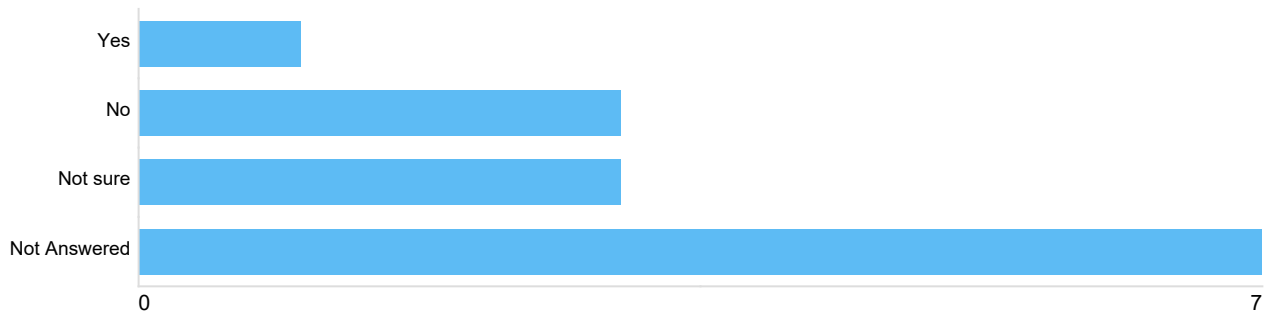
Question 35: Do you feel Perth & Kinross Council or other Government agencies offer suitable support to businesses/organisations for waste and resources management?



Option	Total	Percent
Yes	2	14.29%
No	2	14.29%
Not sure	6	42.86%
Not Answered	4	28.57%

Q35 *Provide details of support that you feel could be offered?* There were 2 responses to this part of the question. The process of analysing and summarising these responses is still ongoing and we will publish these as part of our Climate Change Action Plan Report, which is expected in Autumn 2021.

Question 36: Does your business/organisation have any food waste schemes in place?

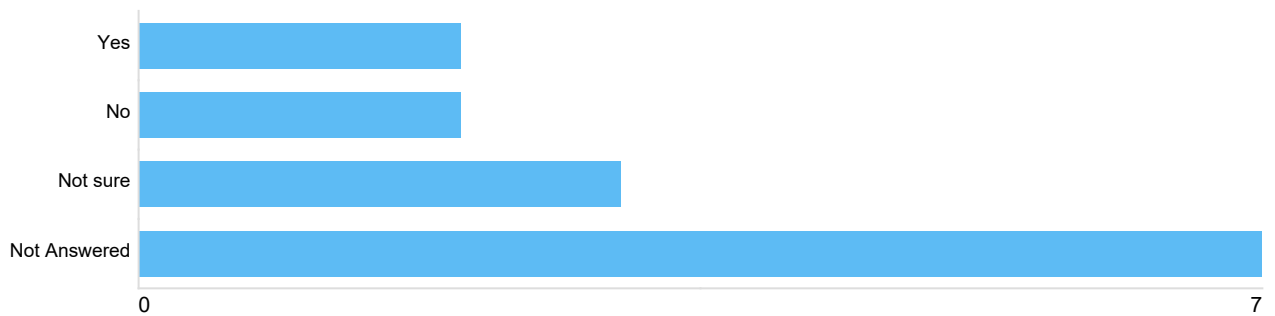


Option	Total	Percent
Yes	1	7.14%
No	3	21.43%
Not sure	3	21.43%
Not Answered	7	50.00%

Question 37: Outline ways in which your business is tackling food waste across the supply chain including food waste prevention measures, redistribution of surplus food, composting and recycling.

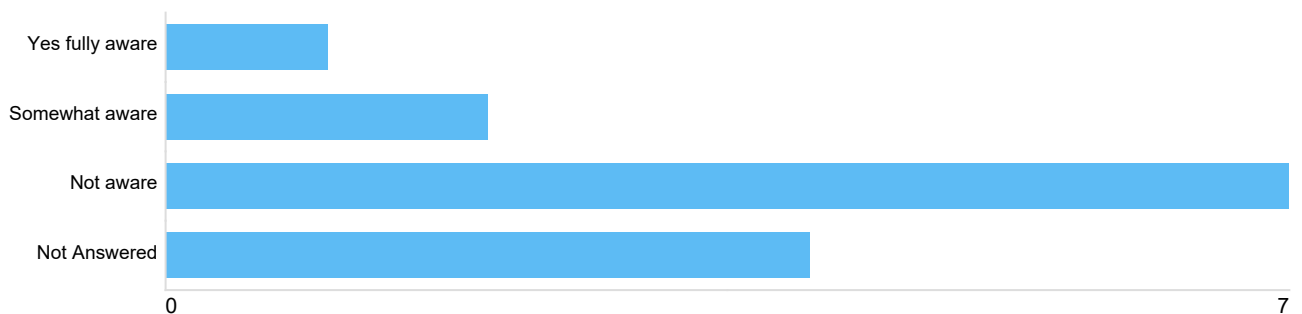
There were 2 responses to this part of the question. The process of analysing and summarising these responses is still ongoing and we will publish these as part of our Climate Change Action Plan Report, which is expected in Autumn 2021.

Question 38: Does your business/organisation have any schemes in place to reduce the use of single use items e.g. single use plastics?



Option	Total	Percent
Yes	2	14.29%
No	2	14.29%
Not sure	3	21.43%
Not Answered	7	50.00%

Question 39: Circular Tayside helps businesses to identify and capitalise on circular economy opportunities. Before this engagement were you aware of Circular Tayside?



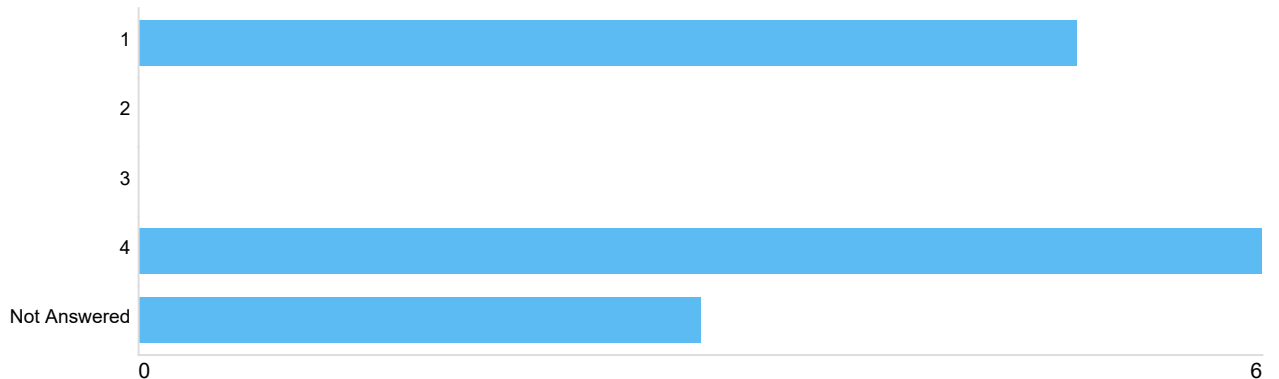
Option	Total	Percent
Yes fully aware	1	7.14%
Somewhat aware	2	14.29%
Not aware	7	50.00%
Not Answered	4	28.57%

Question 40: Please put the following parts of the Circular economy in order of importance as to their role in having an impact on climate change, with 1 being the least important and 4 being the most important.



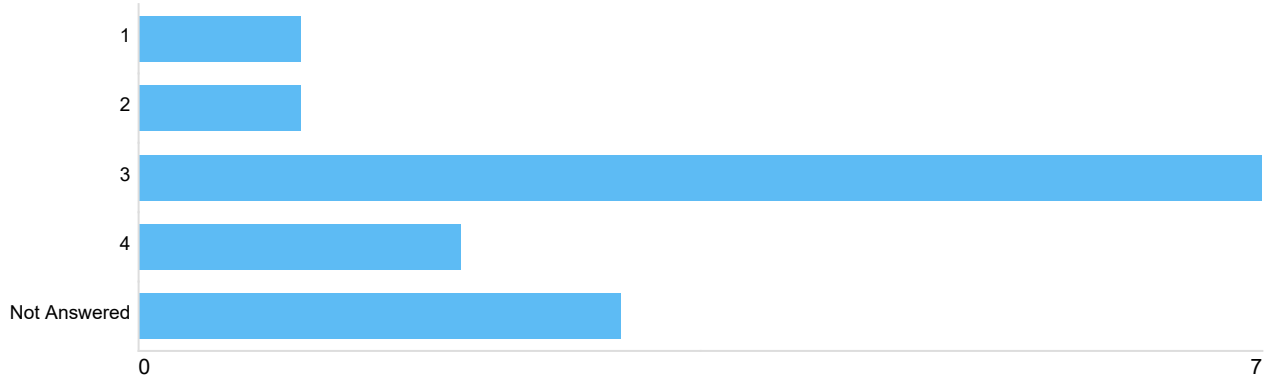
Item	Ranking
Recycling	2.29
Reuse of resources/materials	2.07
Prevention (for example, resource and product sharing, design for disassembly, servitisation and maintenance, leasing models)	1.86
Refurbishment and remanufacturing	1.64

Q40_Rank - Prevention (for example, resource and product sharing, design for disassembly, servitisation and maintenance, leasing models)



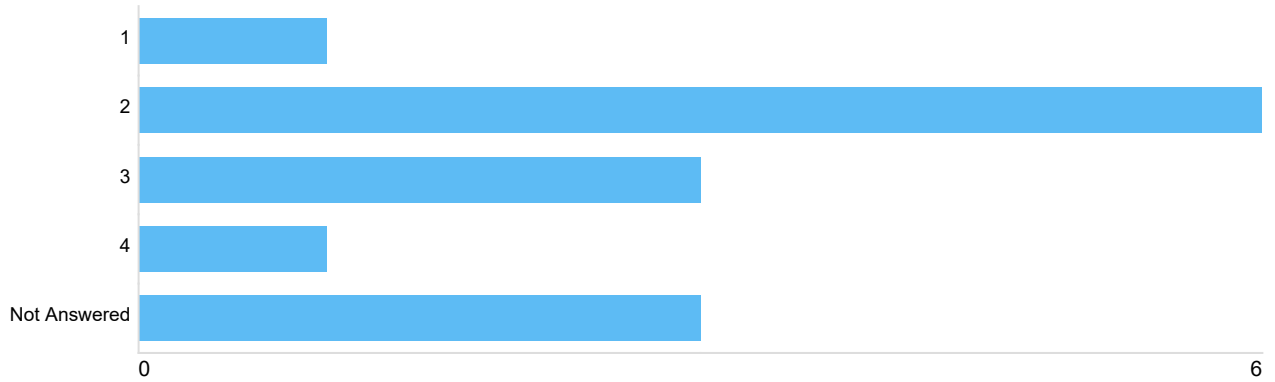
Option	Total	Percent
1	5	35.71%
2	0	0.00%
3	0	0.00%
4	6	42.86%
Not Answered	3	21.43%

Q40_Rank - Refurbishment and remanufacturing



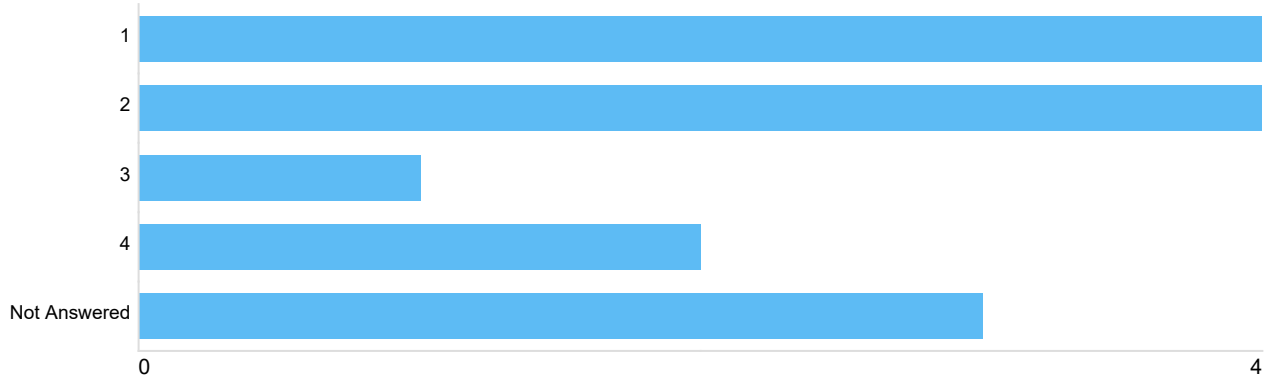
Option	Total	Percent
1	1	7.14%
2	1	7.14%
3	7	50.00%
4	2	14.29%
Not Answered	3	21.43%

Q40_Rank - Reuse of resources/materials



Option	Total	Percent
1	1	7.14%
2	6	42.86%
3	3	21.43%
4	1	7.14%
Not Answered	3	21.43%

Q40_Rank - Recycling



Option	Total	Percent
1	4	28.57%
2	4	28.57%
3	1	7.14%
4	2	14.29%
Not Answered	3	21.43%

Question 41: Please provide any suggestions/projects which would support a local circular economy?

There were **4** responses to this part of the question. The process of analysing and summarising these responses is still ongoing and we will publish these as part of our Climate Change Action Plan Report, which is expected in Autumn 2021.

Question 42: What do you feel are the opportunities for your business/organisation to move into different business models that are more sustainable and help tackle and adapt to climate change?

There was **1** response to this part of the question. The process of analysing and summarising these responses is still ongoing and we will publish these as part of our Climate Change Action Plan Report, which is expected in Autumn 2021.