











Ground Floor

- | | | | |
|---|----------------------------|---|------------------------------|
|  | Deluxe 28+ sq.m |  | FOH Areas |
|  | Superior Double 23-27 sq.m |  | Meeting Room |
|  | King Double 20-22 sq.m |  | BOH Areas |
|  | Std. Double 17-19 sq.m |  | Circulation- Corridors |
|  | Single 15-16 sq.m |  | Circulation- Stair/Lift core |

