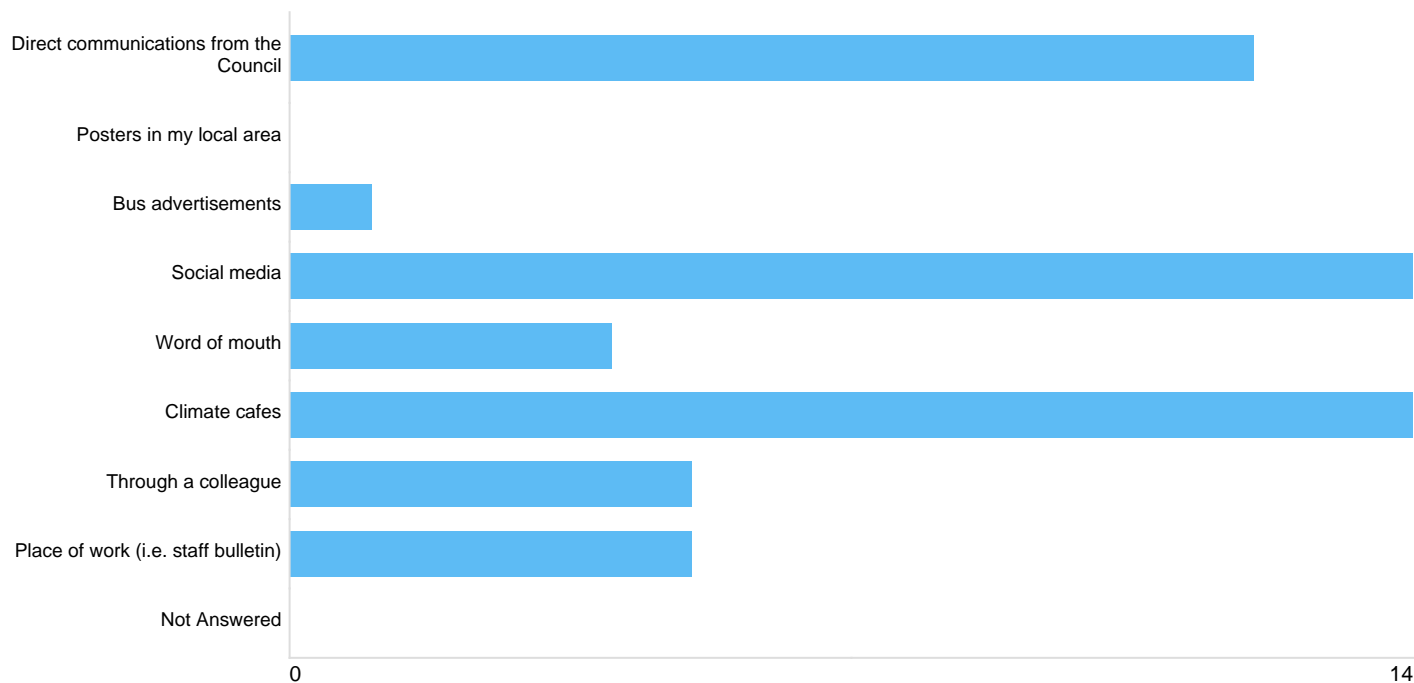


This report was created on Thursday 06 May 2021 and includes 53 responses.  
The consultation ran from 19/10/2020 to 31/01/2021.

**Question 1: Where did you hear about this questionnaire?**



Option	Total	Percent
Direct communications from the Council	12	22.64%
Posters in my local area	0	0.00%
Bus advertisements	1	1.89%
Social media	14	26.42%
Word of mouth	4	7.55%
Climate cafes	14	26.42%
Through a colleague	5	9.43%
Place of work (i.e. staff bulletin)	5	9.43%
Not Answered	0	0.00%

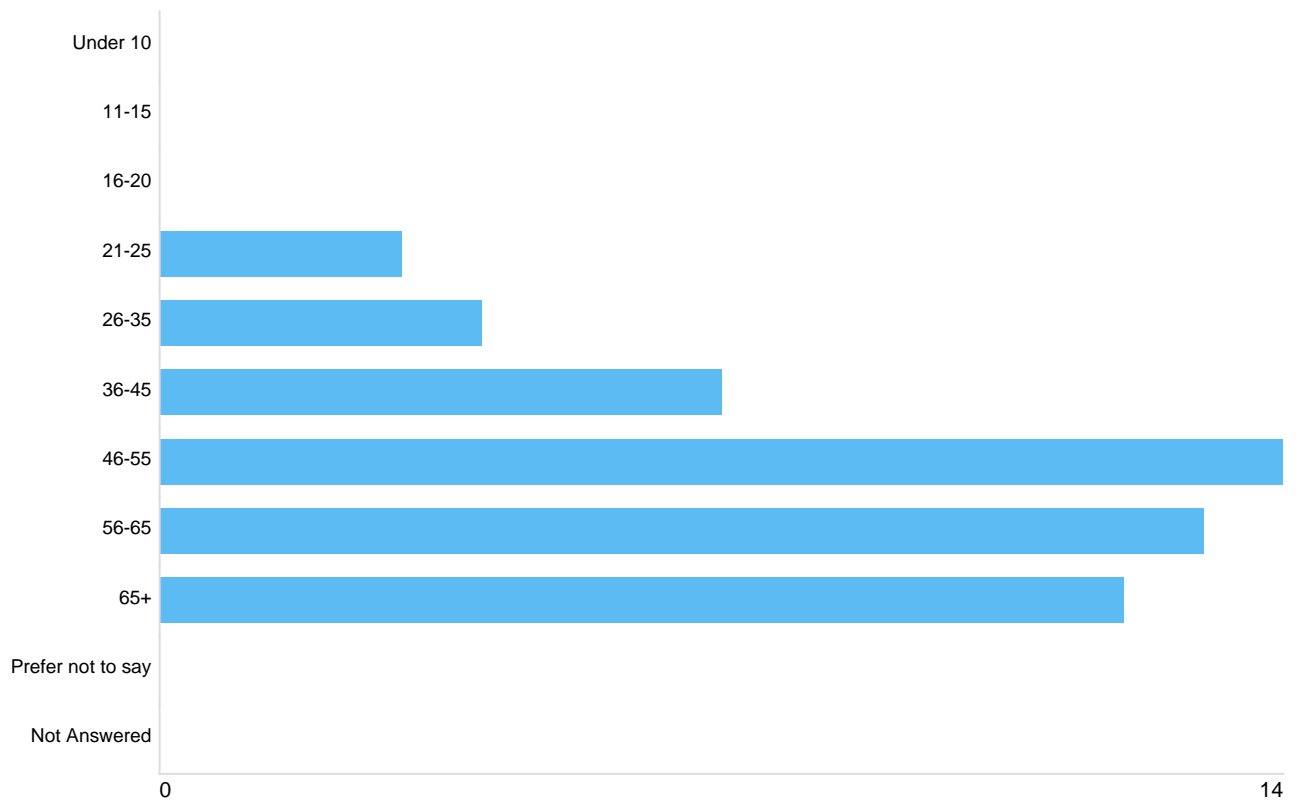
**Q1\_Other (please specify)**

There were 2 responses to this part of the question. The process of analysing and summarising these responses is still ongoing and we will publish these as part of our Climate Change Action Plan Report, which is expected in Autumn 2021.

**Question 2: If you would like to subscribe to our mailing list please provide your email address below:**

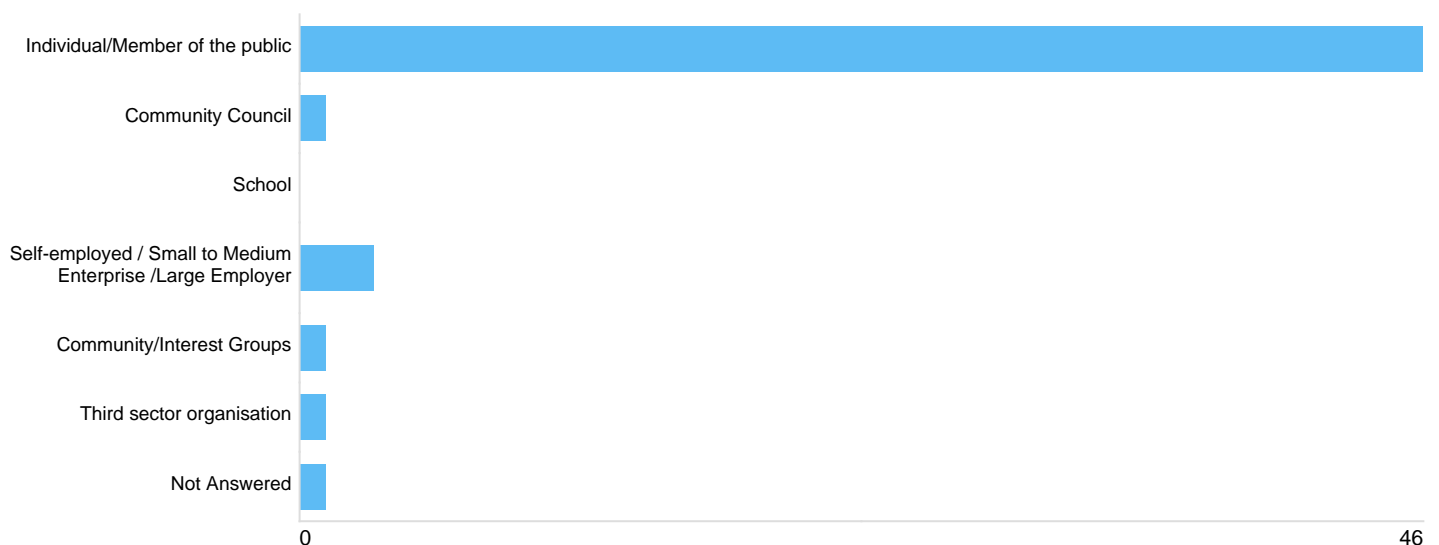
There were 35 responses to this part of the question. (Internal Use Only)

**Question 3: Which age group do you belong to?**



Option	Total	Percent
Under 10	0	0.00%
11-15	0	0.00%
16-20	0	0.00%
21-25	3	5.66%
26-35	4	7.55%
36-45	7	13.21%
46-55	14	26.42%
56-65	13	24.53%
65+	12	22.64%
Prefer not to say	0	0.00%
Not Answered	0	0.00%

**Question 4: Who are you representing by responding to this consultation?**



Option	Total	Percent
Individual/Member of the public	46	86.79%
Community Council	1	1.89%
School	0	0.00%
Self-employed / Small to Medium Enterprise / Large Employer	3	5.66%
Community/Interest Groups	1	1.89%
Third sector organisation	1	1.89%
Not Answered	1	1.89%

**Q4\_Further comments provided by respondents:**

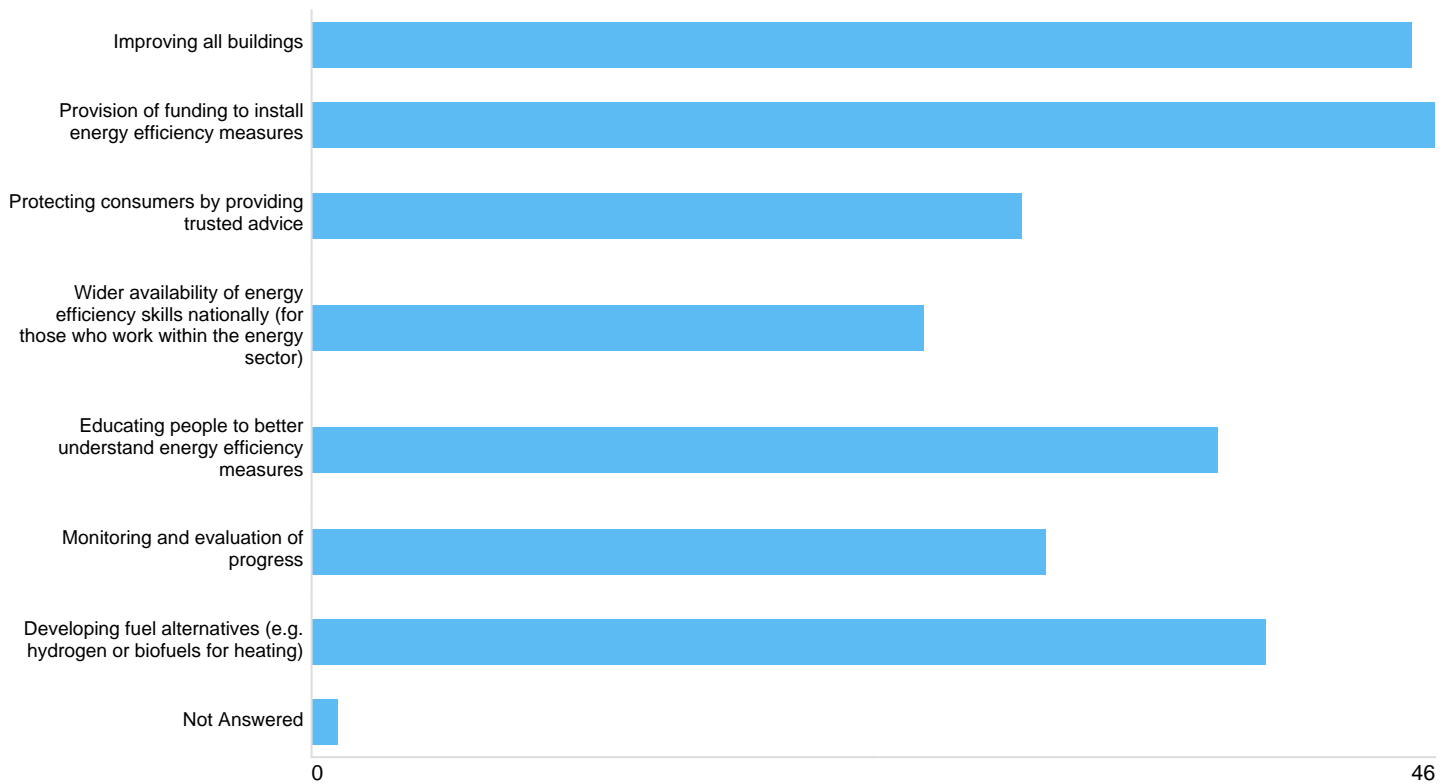
There were 2 responses to this part of the question. The process of analysing and summarising these responses is still ongoing and we will publish these as part of our Climate Change Action Plan Report, which is expected in Autumn 2021.

**Question 5: Please tell us where you live or operate from:**

**Postcode**

There were 53 responses to this part of the question. (Internal use Only)

**Question 6: In your opinion which of the following measures are most important in achieving net zero? (Please select those that apply)**

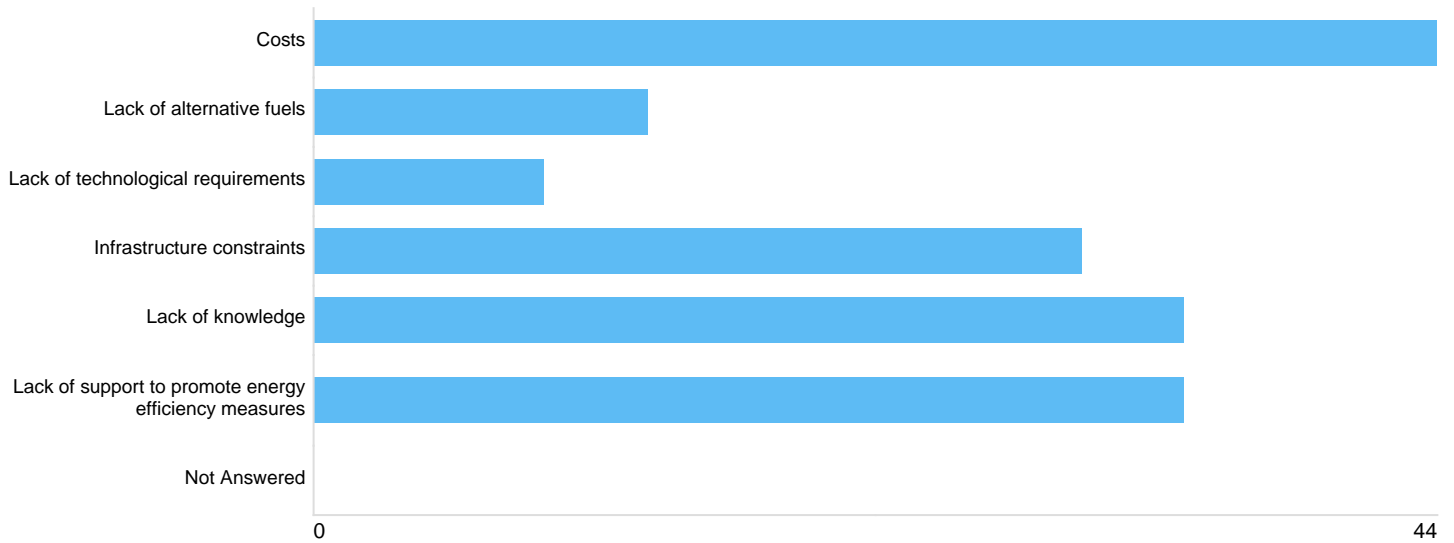


Option	Total	Percent
Improving all buildings	45	84.91%
Provision of funding to install energy efficiency measures	46	86.79%
Protecting consumers by providing trusted advice	29	54.72%
Wider availability of energy efficiency skills nationally (for those who work within the energy sector)	25	47.17%
Educating people to better understand energy efficiency measures	37	69.81%
Monitoring and evaluation of progress	30	56.60%
Developing fuel alternatives (e.g. hydrogen or biofuels for heating)	39	73.58%
Not Answered	1	1.89%

**Q1\_Further comments provided by respondents:**

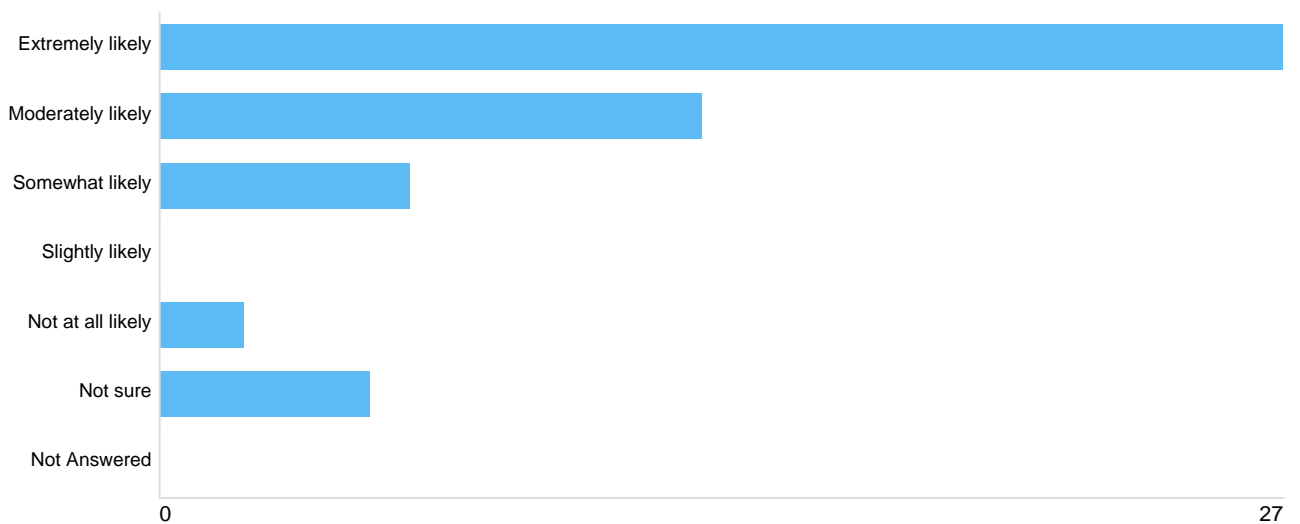
There were 11 responses to this part of the question. The process of analysing and summarising these responses is still ongoing and we will publish these as part of our Climate Change Action Plan Report, which is expected in Autumn 2021.

**Question 7: Which of the following do you consider to be the main barriers in achieving net zero? (Please select those that apply)**



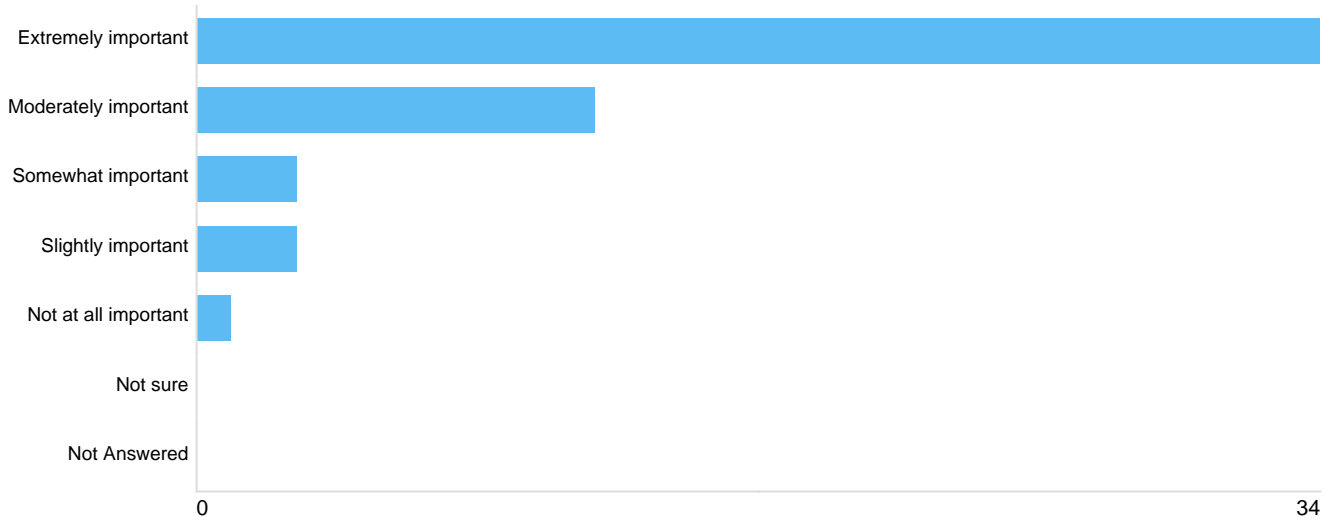
Option	Total	Percent
Costs	44	83.02%
Lack of alternative fuels	13	24.53%
Lack of technological requirements	9	16.98%
Infrastructure constraints	30	56.60%
Lack of knowledge	34	64.15%
Lack of support to promote energy efficiency measures	34	64.15%
Not Answered	0	0.00%

**Question 8: How likely would you be to take up the opportunity to join a heat network if it was shown to be reliable, low carbon and economical?**



Option	Total	Percent
Extremely likely	27	50.94%
Moderately likely	13	24.53%
Somewhat likely	6	11.32%
Slightly likely	0	0.00%
Not at all likely	2	3.77%
Not sure	5	9.43%
Not Answered	0	0.00%

**Question 9: How important do you think it is for the Council to reduce its own water consumption?**

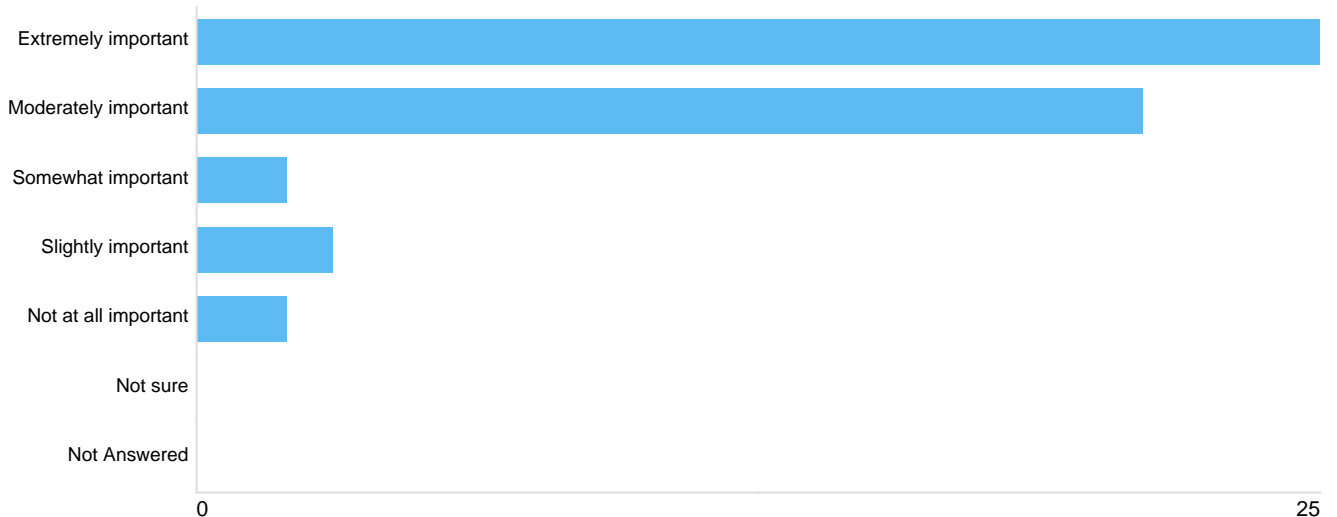


Option	Total	Percent
Extremely important	34	64.15%
Moderately important	12	22.64%
Somewhat important	3	5.66%
Slightly important	3	5.66%
Not at all important	1	1.89%
Not sure	0	0.00%
Not Answered	0	0.00%

**Q9 Further comments provided by respondents:**

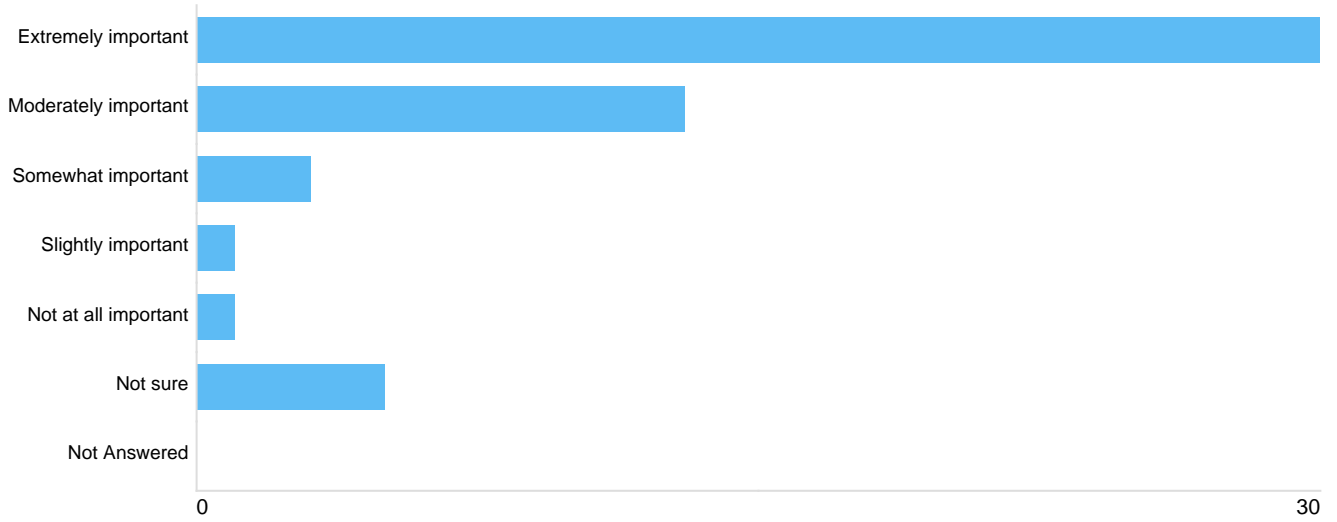
There were 14 responses to this part of the question. The process of analysing and summarising these responses is still ongoing and we will publish these as part of our Climate Change Action Plan Report, which is expected in Autumn 2021.

**Question 10: How important do you think it is for your household to reduce its own water consumption?**



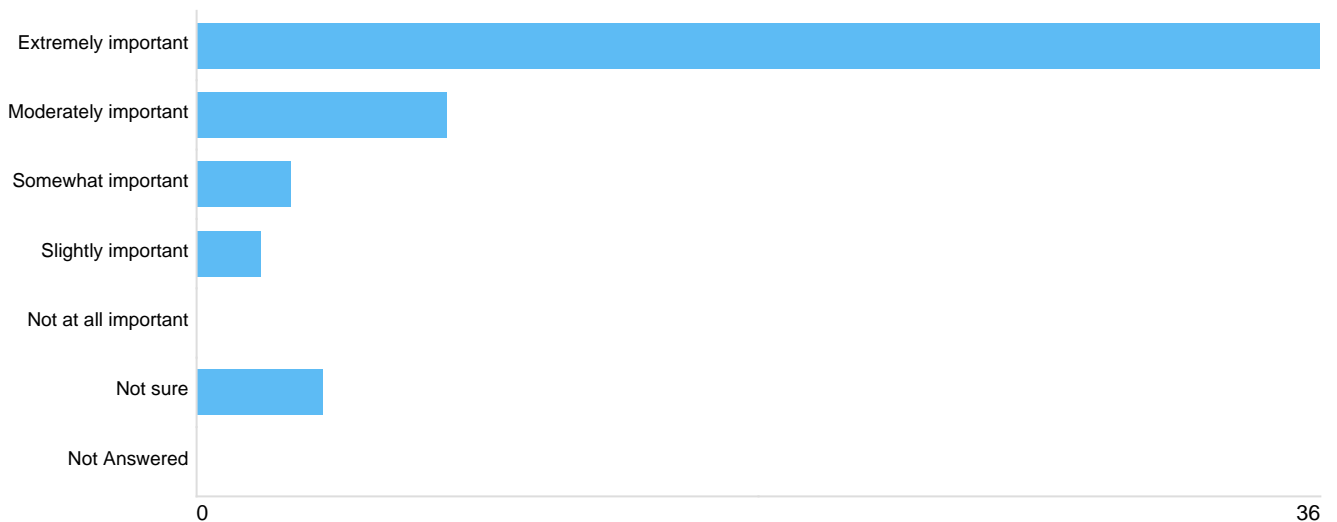
Option	Total	Percent
Extremely important	25	47.17%
Moderately important	21	39.62%
Somewhat important	2	3.77%
Slightly important	3	5.66%
Not at all important	2	3.77%
Not sure	0	0.00%
Not Answered	0	0.00%

**Question 11: How important do you consider it to be to set area-wide future local energy targets for demand reduction?**



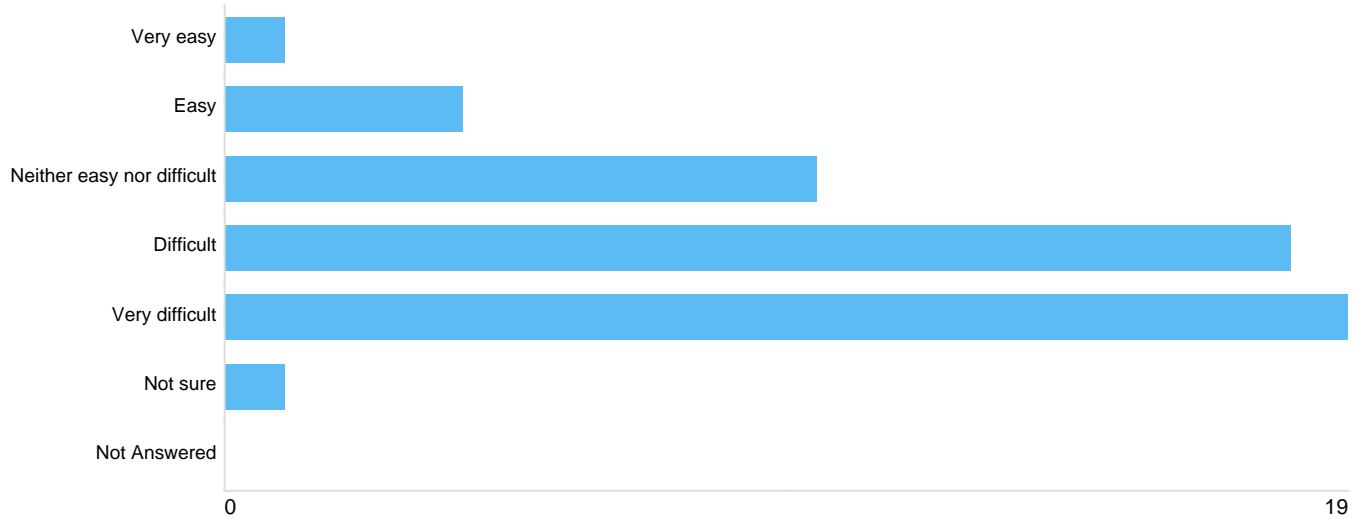
Option	Total	Percent
Extremely important	30	56.60%
Moderately important	13	24.53%
Somewhat important	3	5.66%
Slightly important	1	1.89%
Not at all important	1	1.89%
Not sure	5	9.43%
Not Answered	0	0.00%

**Question 12: How important do you consider it to be to set area-wide local energy targets for decarbonisation?**



Option	Total	Percent
Extremely important	36	67.92%
Moderately important	8	15.09%
Somewhat important	3	5.66%
Slightly important	2	3.77%
Not at all important	0	0.00%
Not sure	4	7.55%
Not Answered	0	0.00%

**Question 13: How easy/difficult do you think that it will be to achieve the current targets in relation energy efficiency?**



Option	Total	Percent
Very easy	1	1.89%
Easy	4	7.55%
Neither easy nor difficult	10	18.87%
Difficult	18	33.96%
Very difficult	19	35.85%
Not sure	1	1.89%
Not Answered	0	0.00%

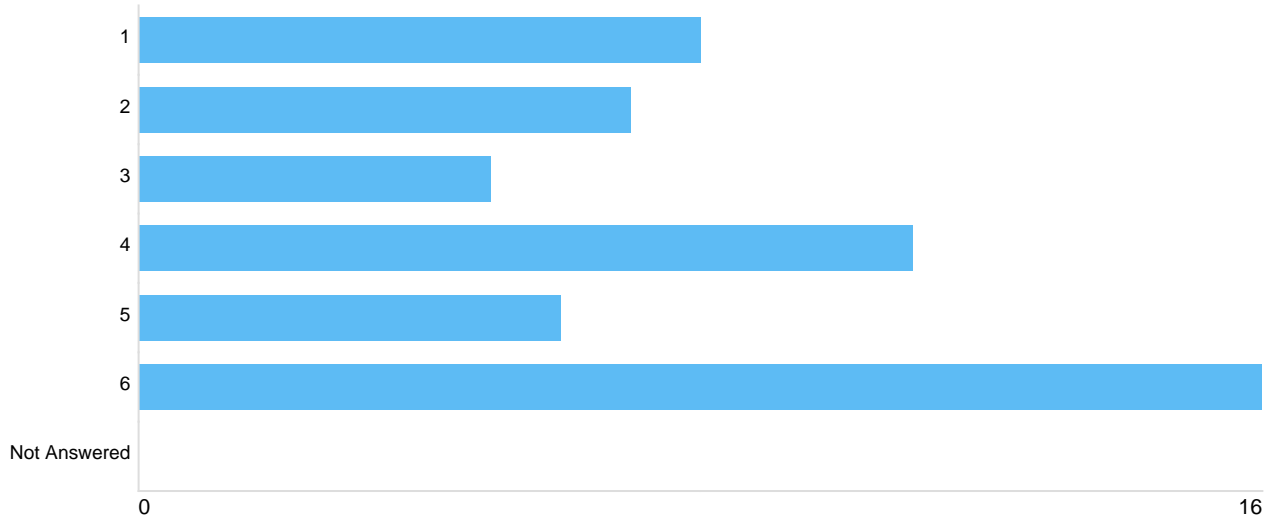
**Question 14: In your opinion, in what order should the following sectors be prioritised to help tackle and adapt to climate change? (1 being the lowest priority and 6 being the highest priority).**





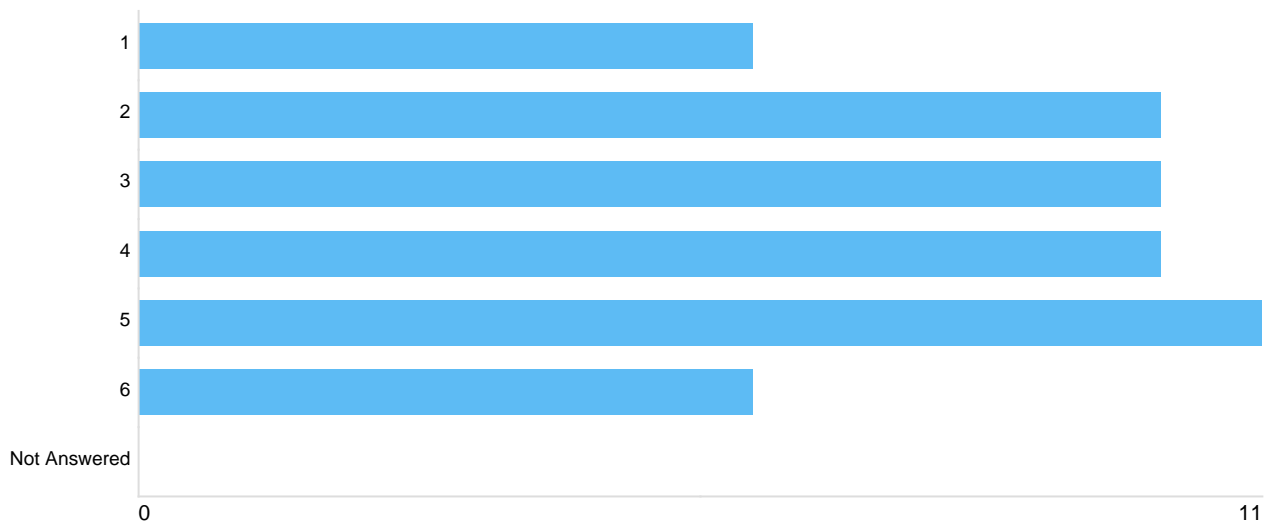
Item	Ranking
Non-domestic: non-public buildings	3.91
Private Housing	3.70
Private Rented Housing	3.62
Social Housing Dwellings	3.47
Non-domestic: Council Property Portfolio	3.21
Council Housing	3.09

**Q14\_RankPriority - Council Housing**



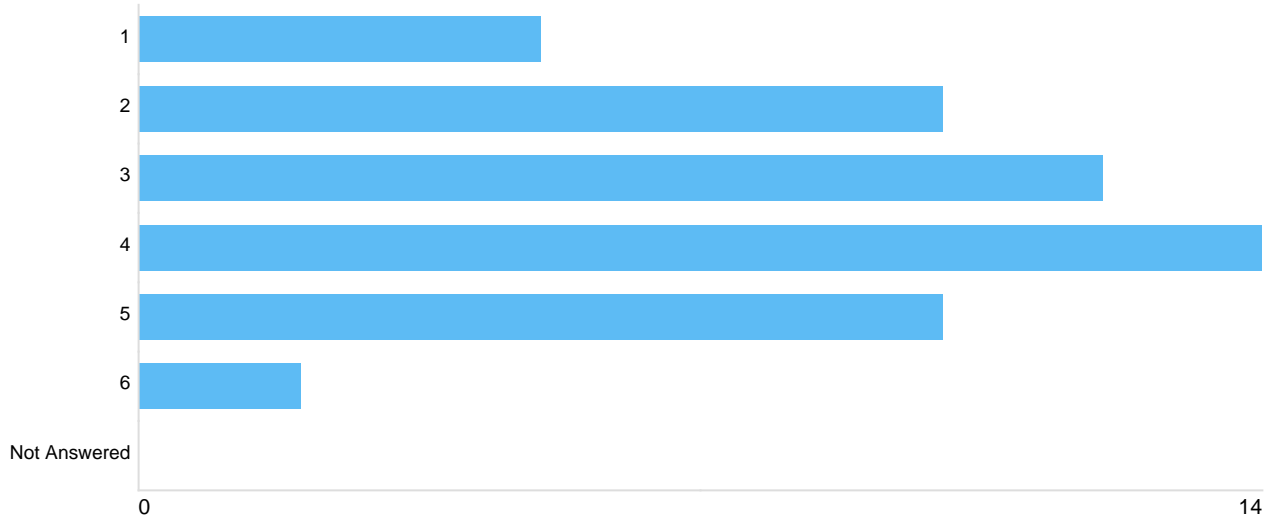
Option	Total	Percent
1	8	15.09%
2	7	13.21%
3	5	9.43%
4	11	20.75%
5	6	11.32%
6	16	30.19%
Not Answered	0	0.00%

**Q14\_RankPriority - Social Housing Dwellings**




Option	Total	Percent
1	6	11.32%
2	10	18.87%
3	10	18.87%
4	10	18.87%
5	11	20.75%
6	6	11.32%
Not Answered	0	0.00%

**Q14\_RankPriority - Private Rented Housing**




Option	Total	Percent
1	5	9.43%
2	10	18.87%
3	12	22.64%
4	14	26.42%
5	10	18.87%
6	2	3.77%
Not Answered	0	0.00%

**Q14\_RankPriority - Private Housing**



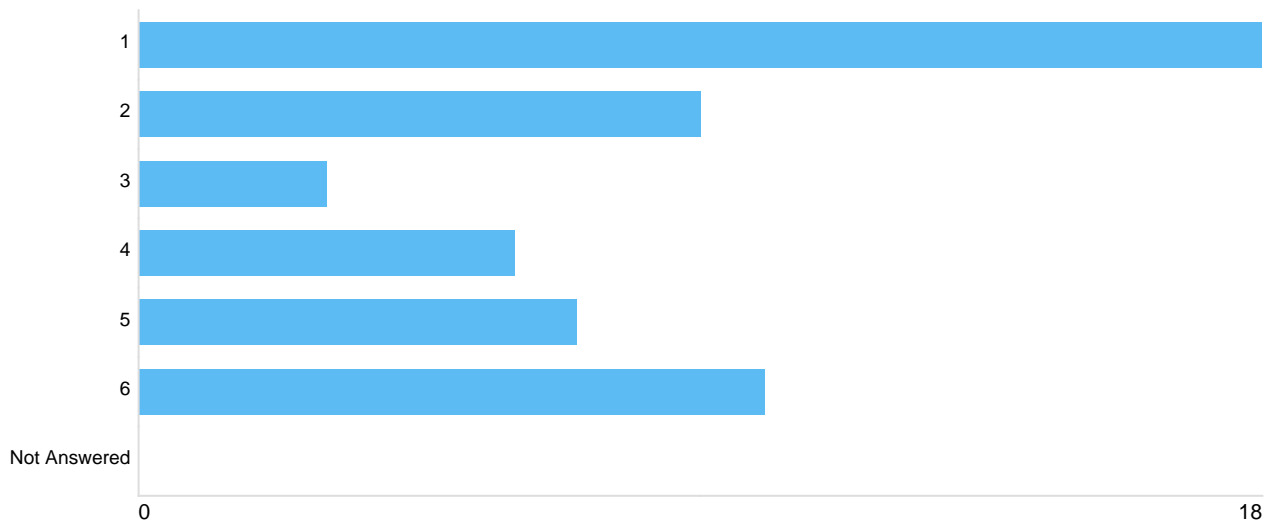
Option	Total	Percent
1	10	18.87%
2	11	20.75%
3	7	13.21%
4	11	20.75%
5	6	11.32%
6	8	15.09%
Not Answered	0	0.00%

**Q14\_RankPriority - Non-domestic: Council Property Portfolio**



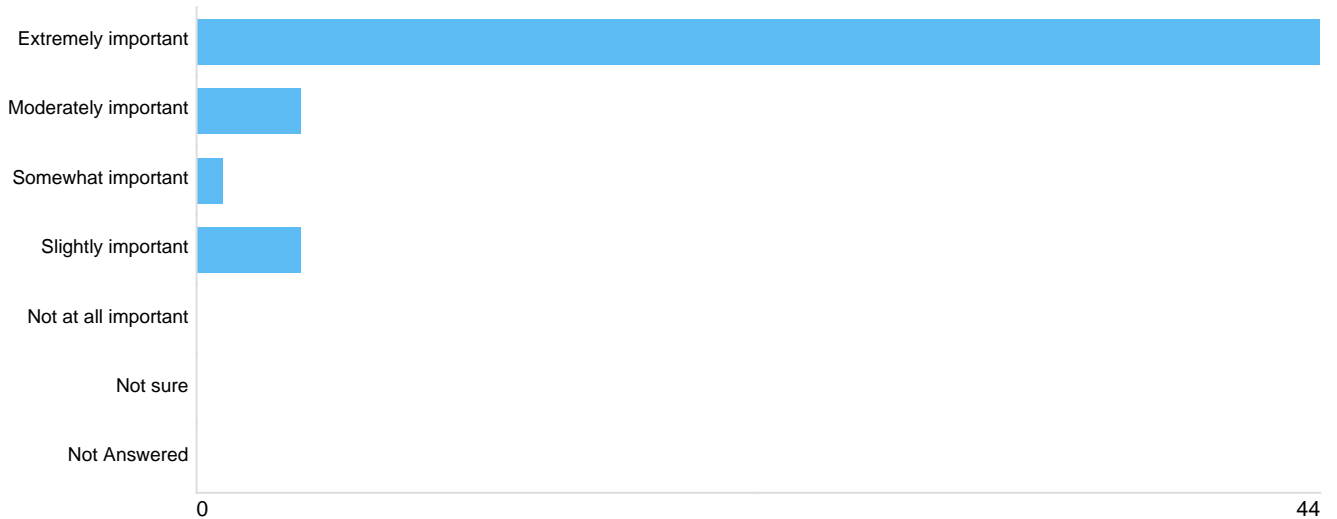
Option	Total	Percent
1	6	11.32%
2	6	11.32%
3	16	30.19%
4	1	1.89%
5	13	24.53%
6	11	20.75%
Not Answered	0	0.00%

**Q14\_RankPriority - Non-domestic: non-public buildings**



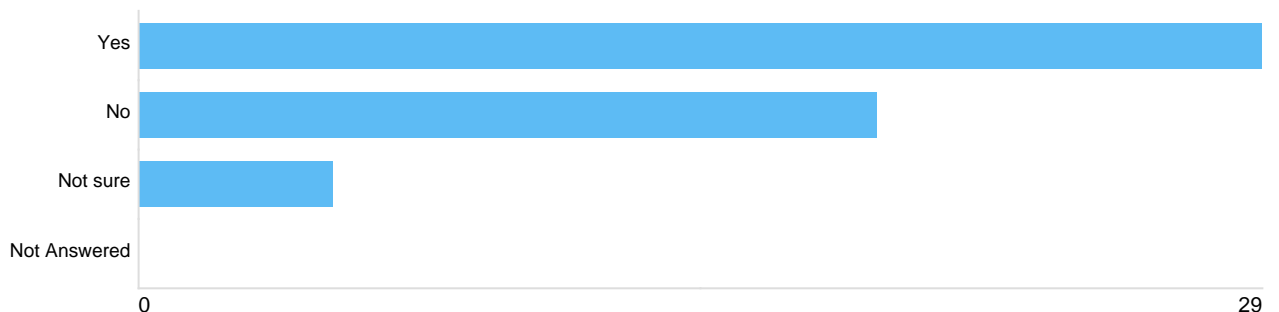
Option	Total	Percent
1	18	33.96%
2	9	16.98%
3	3	5.66%
4	6	11.32%
5	7	13.21%
6	10	18.87%
Not Answered	0	0.00%

**Question 15: How important do you think it is for the Council to develop and invest in low carbon technologies where cost effective and achievable for its own properties?**



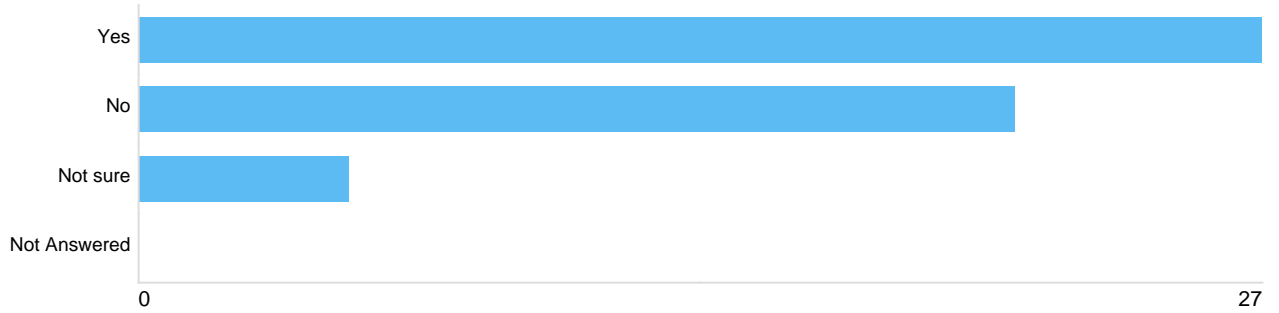
Option	Total	Percent
Extremely important	44	83.02%
Moderately important	4	7.55%
Somewhat important	1	1.89%
Slightly important	4	7.55%
Not at all important	0	0.00%
Not sure	0	0.00%
Not Answered	0	0.00%

**Question 16: Have you ever been approached by energy efficiency advice services?**



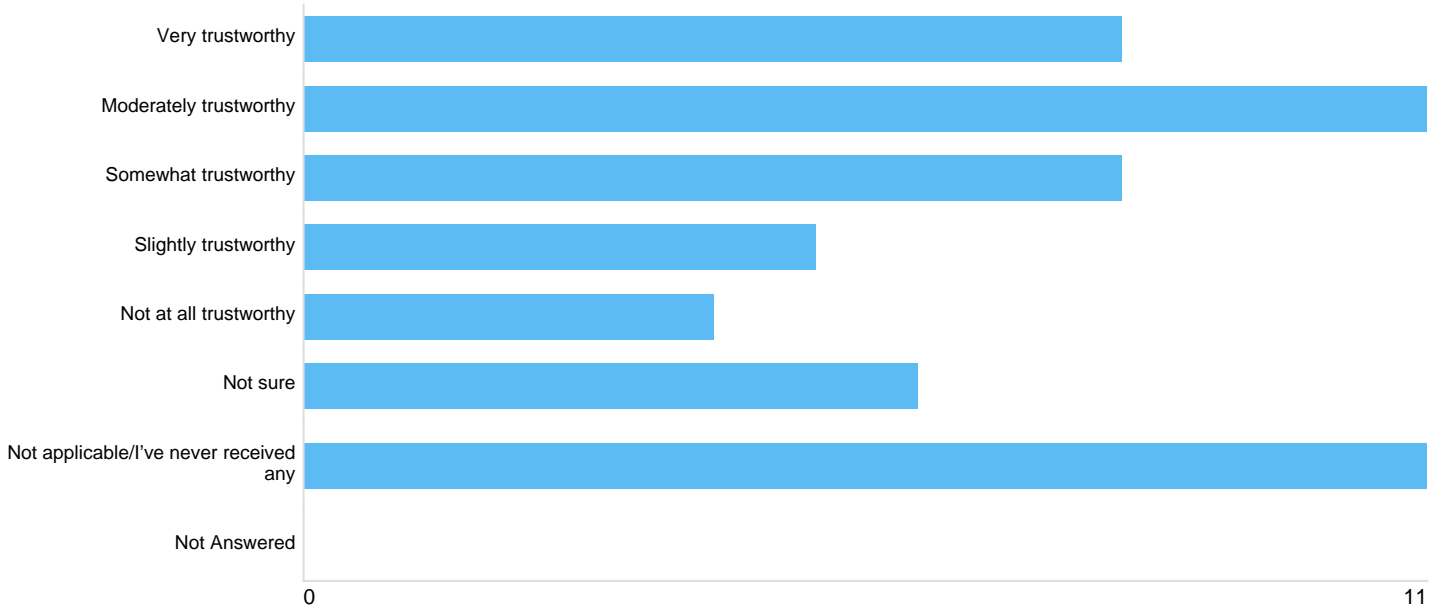
Option	Total	Percent
Yes	29	54.72%
No	19	35.85%
Not sure	5	9.43%
Not Answered	0	0.00%

**Question 17: Are you reluctant to respond to energy efficiency advice phone calls, emails or post you may receive?**




Option	Total	Percent
Yes	27	50.94%
No	21	39.62%
Not sure	5	9.43%
Not Answered	0	0.00%

**Question 18: How trustworthy would you rate any energy efficiency advice you have received so far?**



Option	Total	Percent
Very trustworthy	8	15.09%
Moderately trustworthy	11	20.75%
Somewhat trustworthy	8	15.09%
Slightly trustworthy	5	9.43%
Not at all trustworthy	4	7.55%
Not sure	6	11.32%
Not applicable/I've never received any	11	20.75%
Not Answered	0	0.00%

**Question 19: Do you feel more could be done to raise awareness of trusted energy efficiency advice services?**

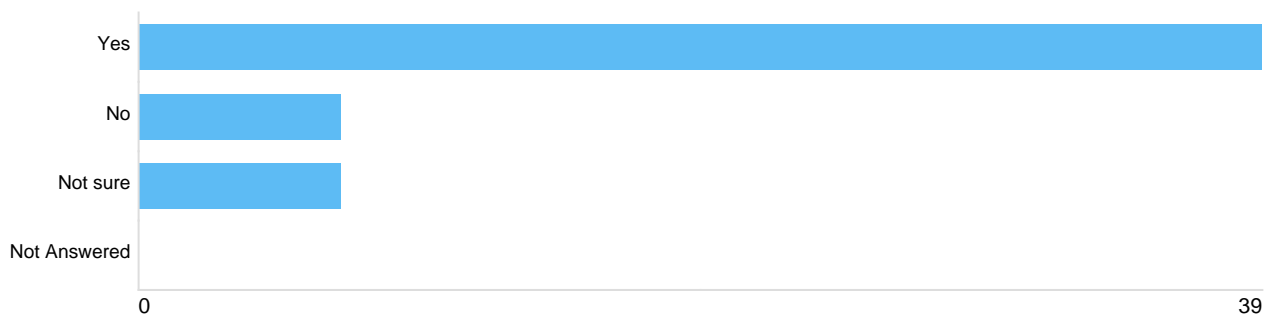


Option	Total	Percent
Yes	48	90.57%
No	3	5.66%
Not sure	2	3.77%
Not Answered	0	0.00%

**Q19\_Further comments provided by respondents:**

There were **16** responses to this part of the question. The process of analysing and summarising these responses is still ongoing and we will publish these as part of our Climate Change Action Plan Report, which is expected in Autumn 2021.

**Question 20: If there was a Council one-stop-shop regarding energy efficiency where you could get information and advice about how reduce your energy use, would you visit?**

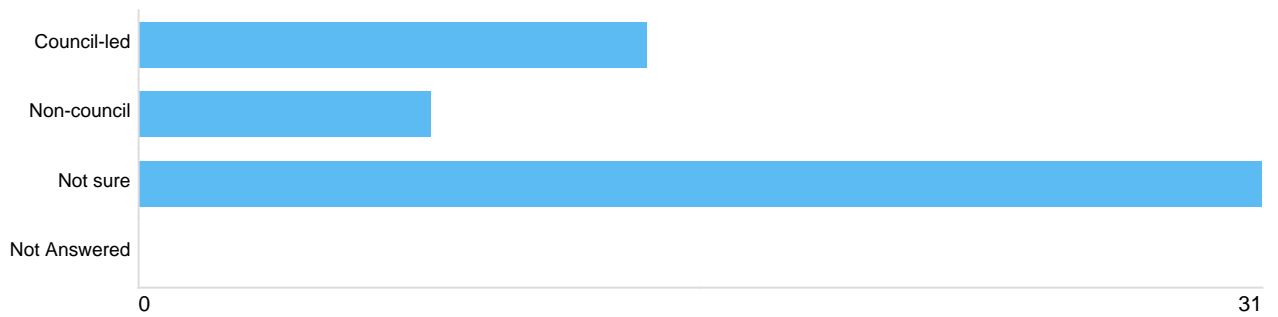


Option	Total	Percent
Yes	39	73.58%
No	7	13.21%
Not sure	7	13.21%
Not Answered	0	0.00%

**Q20\_Explanation provided by respondents:**

There were **22** responses to this part of the question. The process of analysing and summarising these responses is still ongoing and we will publish these as part of our Climate Change Action Plan Report, which is expected in Autumn 2021.

**Question 21: Would you prefer visiting a Council-led service on energy efficiency or one like the HEAT Project in Blairgowrie?**



Option	Total	Percent
Council-led	14	26.42%
Non-council	8	15.09%
Not sure	31	58.49%
Not Answered	0	0.00%

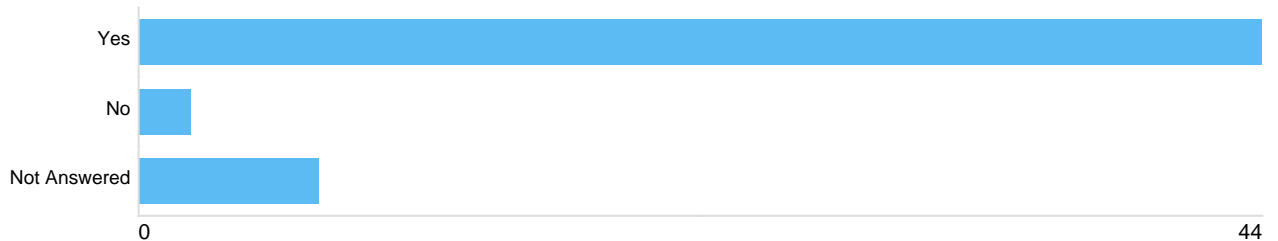
**Q21\_Explanation provided by respondents:**

There were **22** responses to this part of the question.

**Question 22: How can the Council support the wider public to reduce their energy consumption?**

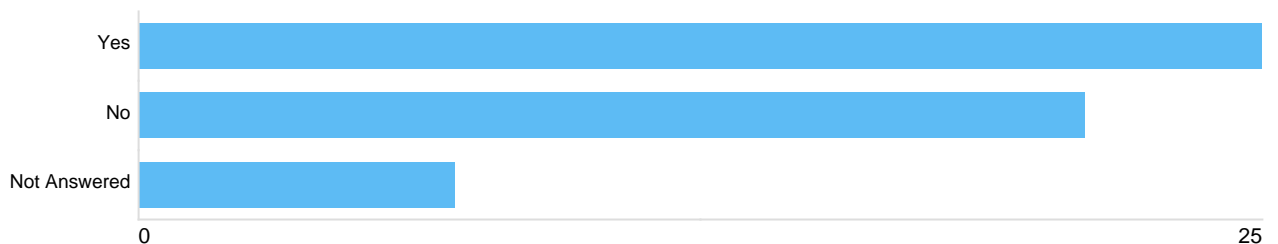
There were **46** responses to this part of the question.

**Question 23: Prior to this questionnaire were you aware of the term 'fuel poverty'?**



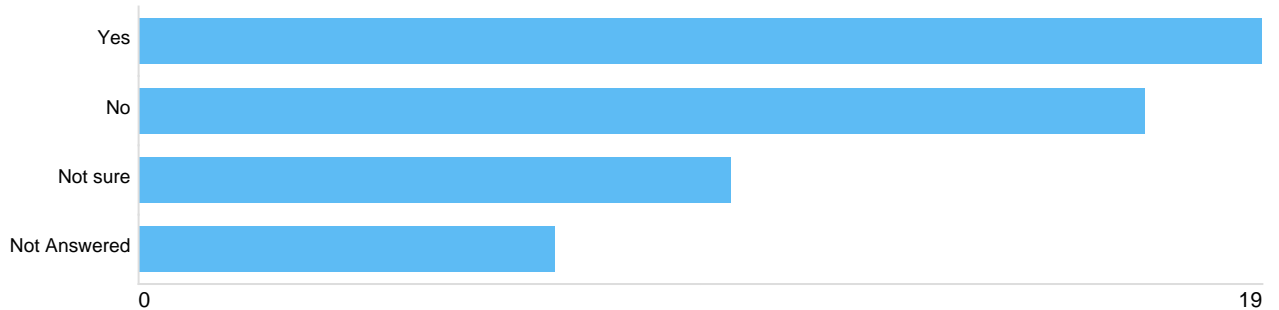
Option	Total	Percent
Yes	44	83.02%
No	2	3.77%
Not Answered	7	13.21%

**Question 24: Are you aware of any households living in fuel poverty?**



Option	Total	Percent
Yes	25	47.17%
No	21	39.62%
Not Answered	7	13.21%

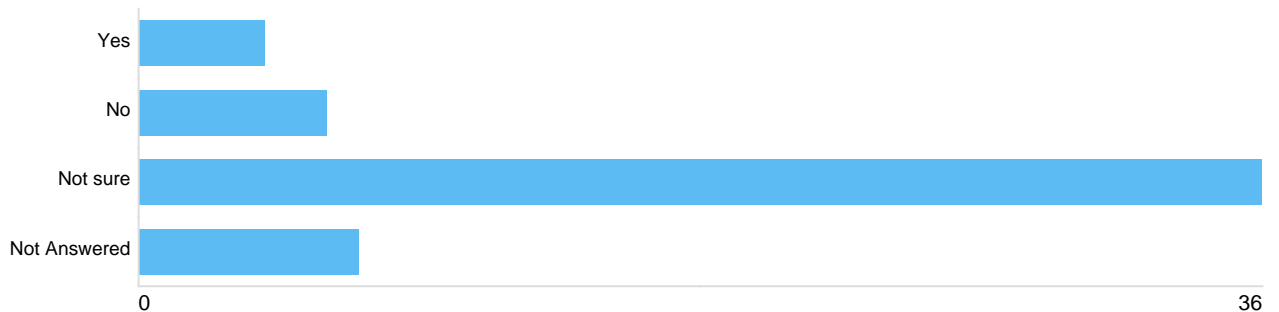
**Question 25: Are you aware of any support mechanisms to help households in fuel poverty?**



Option	Total	Percent
Yes	19	35.85%
No	17	32.08%
Not sure	10	18.87%
Not Answered	7	13.21%

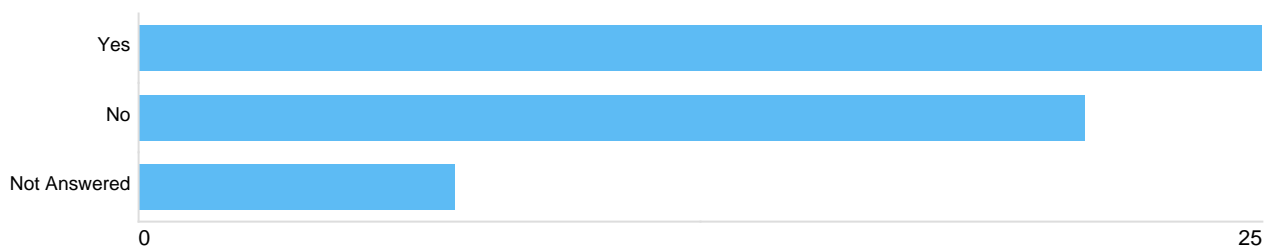
There were 16 responses to this part of the question.

**Question 26: Do you consider the Council's work to provide support to households in fuel poverty is adequate in relation to the problem?**



Option	Total	Percent
Yes	4	7.55%
No	6	11.32%
Not sure	36	67.92%
Not Answered	7	13.21%

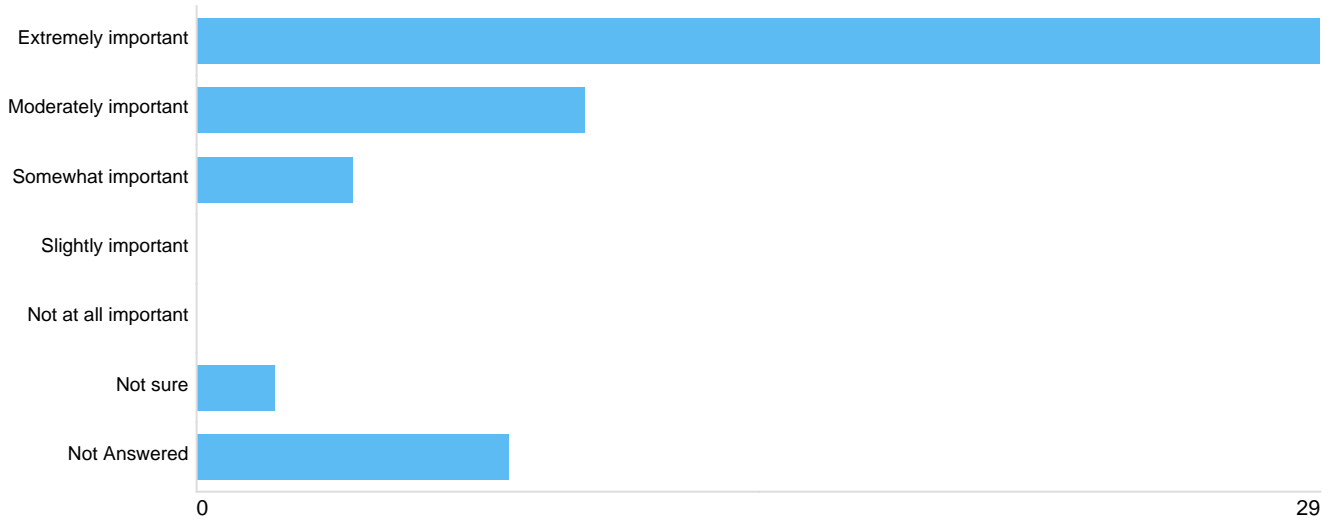
**Question 27: Would you like to learn more about fuel poverty including how you can help you or others who are living in fuel poverty?**





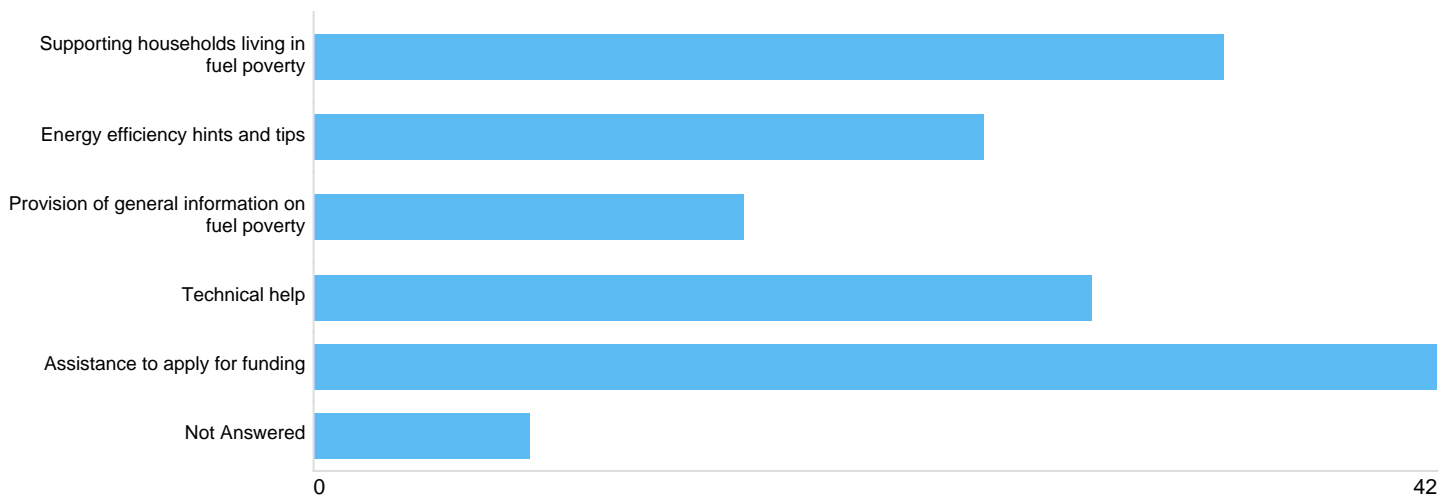
Option	Total	Percent
Yes	25	47.17%
No	21	39.62%
Not Answered	7	13.21%

**Question 28: How important do you think it is for the Council to commission research in 2020-2021 into fuel poverty in both the private rented and owner occupied housing, to assess the scale of the problem and develop an action plan to tackle the issue?**



Option	Total	Percent
Extremely important	29	54.72%
Moderately important	10	18.87%
Somewhat important	4	7.55%
Slightly important	0	0.00%
Not at all important	0	0.00%
Not sure	2	3.77%
Not Answered	8	15.09%

**Question 29: Which of the following do you think is most critical in addressing fuel poverty across Perth and Kinross? (select those that apply)**

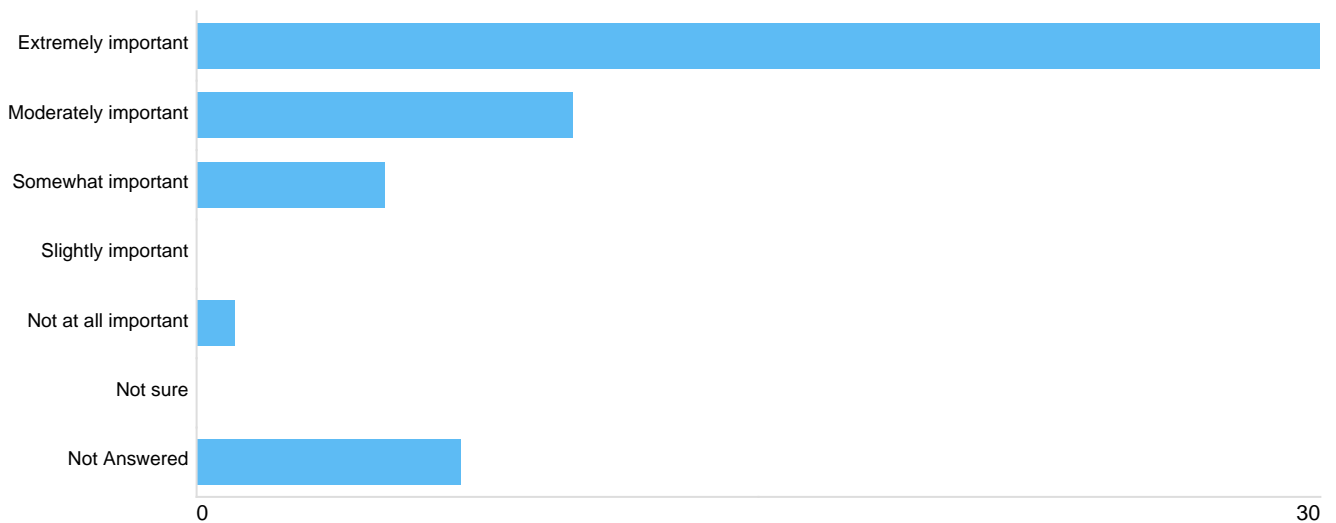


Option	Total	Percent
Supporting households living in fuel poverty	34	64.15%
Energy efficiency hints and tips	25	47.17%
Provision of general information on fuel poverty	16	30.19%
Technical help	29	54.72%
Assistance to apply for funding	42	79.25%
Not Answered	8	15.09%

**Q29 Further comments provided by respondents:**

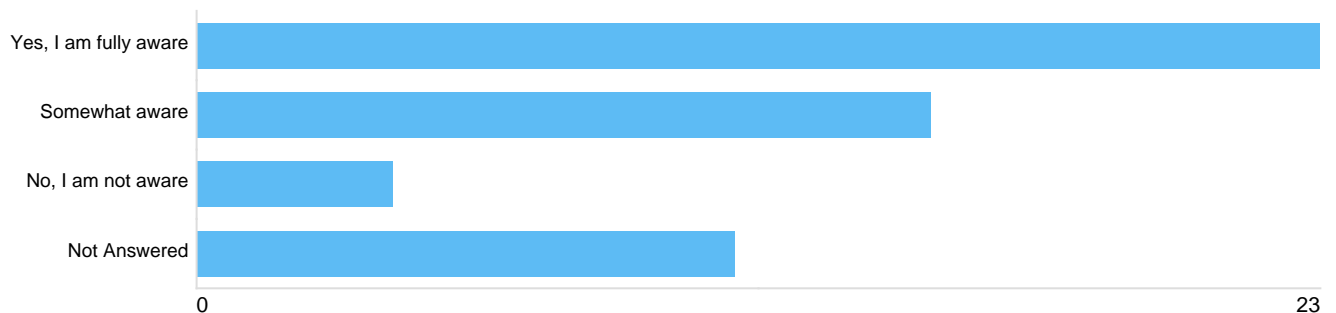
There were **10** responses to this part of the question. The process of analysing and summarising these responses is still ongoing and we will publish these as part of our Climate Change Action Plan Report, which is expected in Autumn 2021.

**Question 30: How important do you think it is for the Council to introduce a programme of home energy advice, co-designed with partner organisations, the third sector\* and the public from April 2021?**



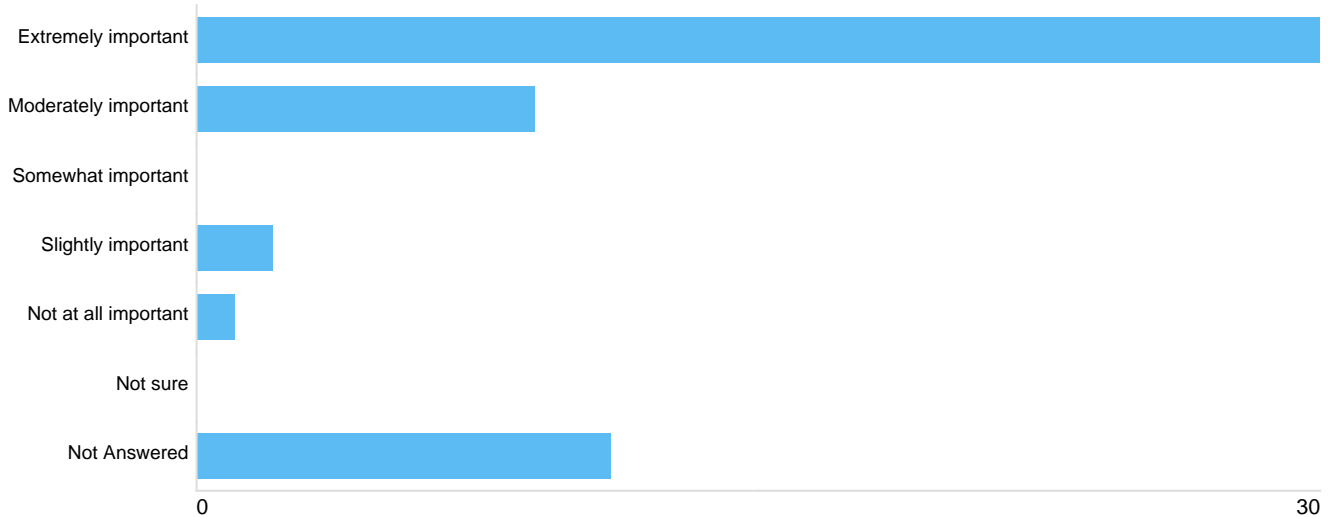
Option	Total	Percent
Extremely important	30	56.60%
Moderately important	10	18.87%
Somewhat important	5	9.43%
Slightly important	0	0.00%
Not at all important	1	1.89%
Not sure	0	0.00%
Not Answered	7	13.21%

**Question 31: Are you aware of the challenges that climate change mitigation may impose to Council tenants? For example the need to increase the use of electric vehicles will mean that we also need to increase the number of charging points. Many people install electric chargers at their homes but this is not possible for people who don't have access to a private driveway.**



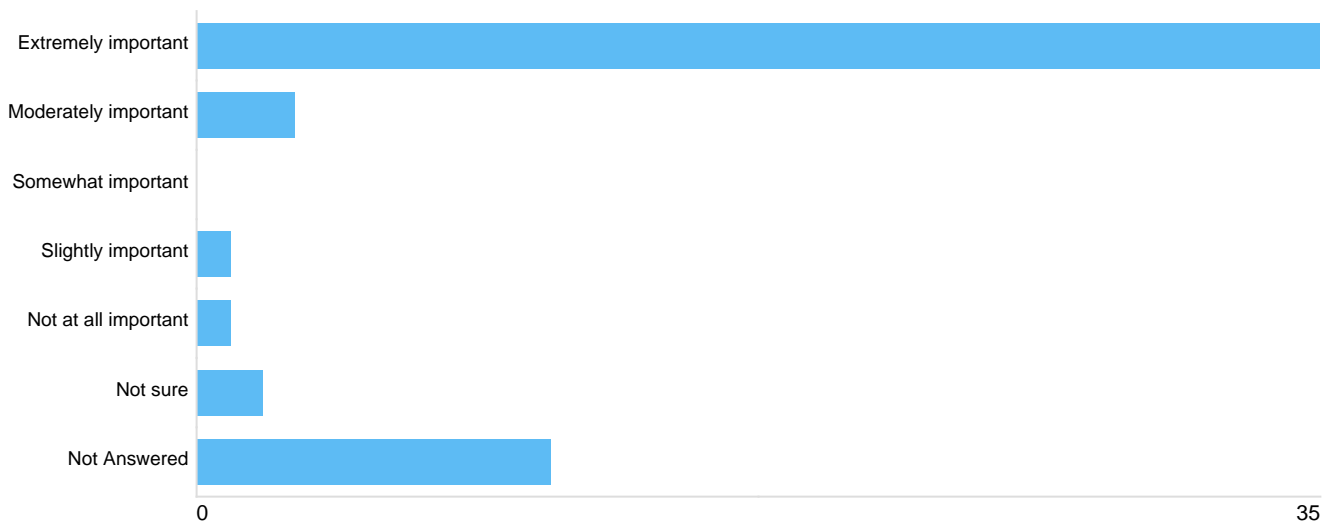
Option	Total	Percent
Yes, I am fully aware	23	43.40%
Somewhat aware	15	28.30%
No, I am not aware	4	7.55%
Not Answered	11	20.75%

**Question 32: Do you think it is important for the Council to provide support to its own tenants to meet the challenges of climate change mitigation?**



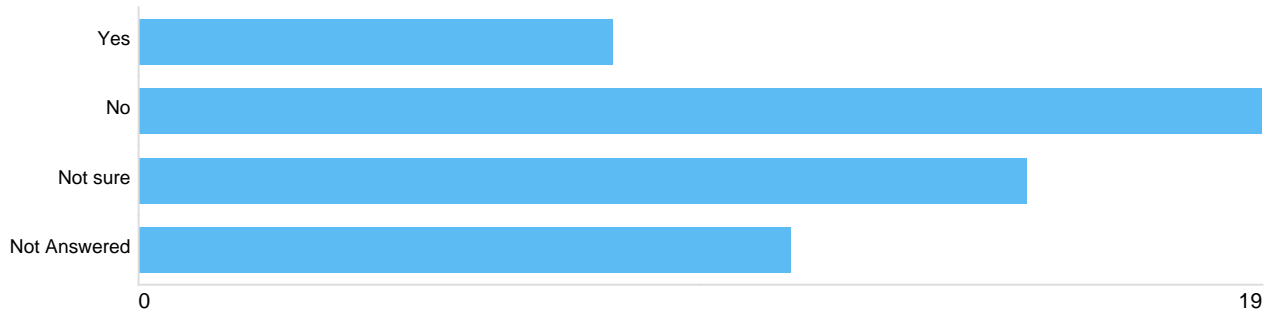
Option	Total	Percent
Extremely important	30	56.60%
Moderately important	9	16.98%
Somewhat important	0	0.00%
Slightly important	2	3.77%
Not at all important	1	1.89%
Not sure	0	0.00%
Not Answered	11	20.75%

**Question 33: How important do you think it is that the Council should develop a programme quickly to ensure all existing Council houses are brought up to a minimum of EPC B by 2032?**



Option	Total	Percent
Extremely important	35	66.04%
Moderately important	3	5.66%
Somewhat important	0	0.00%
Slightly important	1	1.89%
Not at all important	1	1.89%
Not sure	2	3.77%
Not Answered	11	20.75%

**Question 34: Do you think that ensuring all existing Council houses are a minimum of EPC B is enough as an action to tackle and adapt to climate change in relation to Council Housing?**

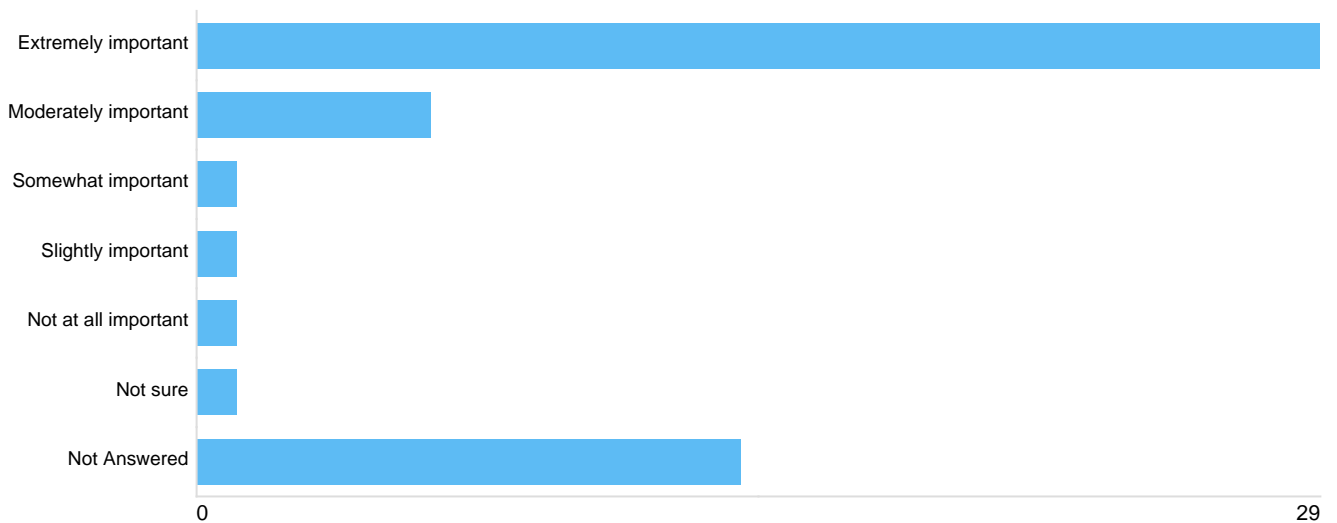


Option	Total	Percent
Yes	8	15.09%
No	19	35.85%
Not sure	15	28.30%
Not Answered	11	20.75%

**Question 35: What challenges or barriers and/or opportunities are associated with this ensuring all existing Council houses are a minimum of EPC B?**

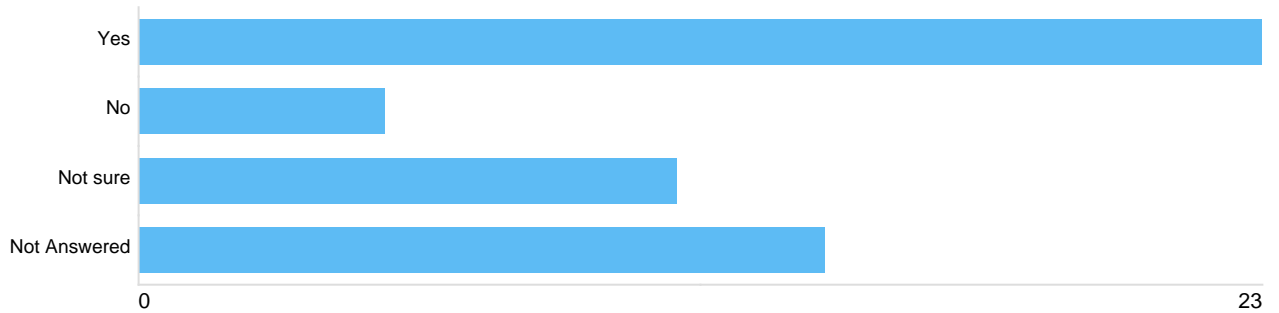
There were 33 responses to this part of the question. The process of analysing and summarising these responses is still ongoing and we will publish these as part of our Climate Change Action Plan Report, which is expected in Autumn 2021.

**Question 36: Do you think it is important for the Council to work with local Housing Associations to maximise the number of social rented homes achieving EPC B by 2032?**



Option	Total	Percent
Extremely important	29	54.72%
Moderately important	6	11.32%
Somewhat important	1	1.89%
Slightly important	1	1.89%
Not at all important	1	1.89%
Not sure	1	1.89%
Not Answered	14	26.42%

**Question 37: Do you think that ensuring social rented homes achieve EPC B by 2032 is an effective measure to tackle climate change?**

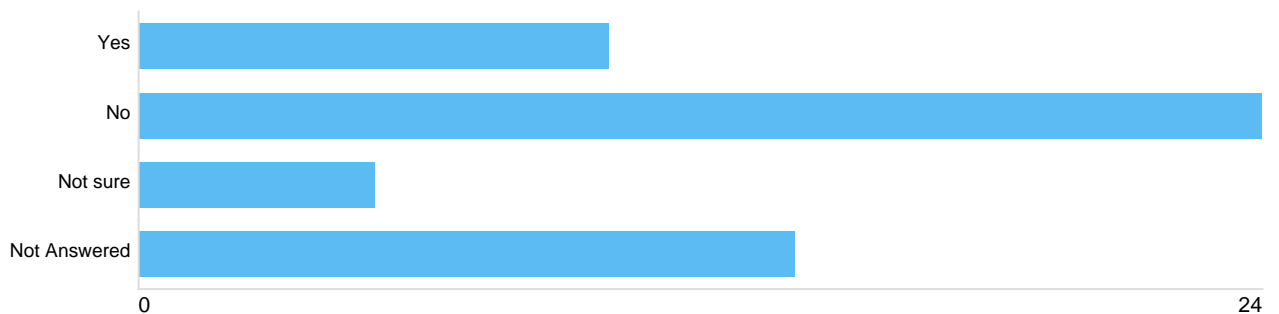


Option	Total	Percent
Yes	23	43.40%
No	5	9.43%
Not sure	11	20.75%
Not Answered	14	26.42%

**Question 38: How can the Council support support Housing Associations to meet the 2032 target for houses to be EPC B?**

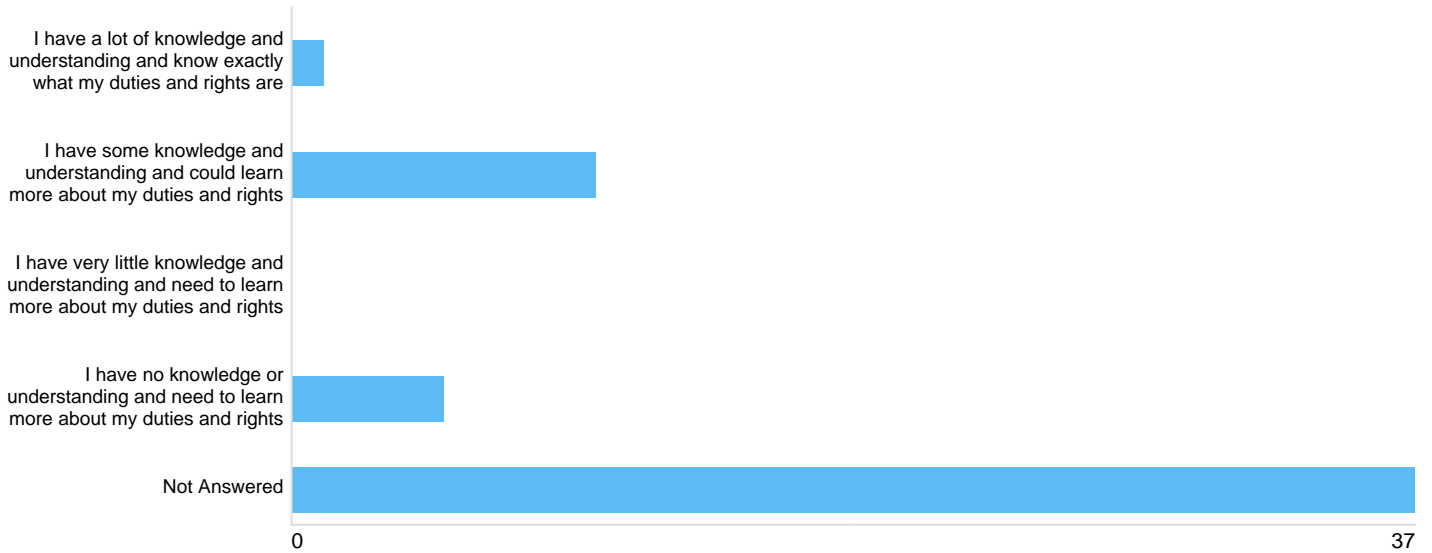
There were **29** responses to this part of the question. The process of analysing and summarising these responses is still ongoing and we will publish these as part of our Climate Change Action Plan Report, which is expected in Autumn 2021.

**Question 39: Are you aware of relevant funding available to support meeting energy efficiency targets ?**



Option	Total	Percent
Yes	10	18.87%
No	24	45.28%
Not sure	5	9.43%
Not Answered	14	26.42%

**Question 40: To what extent would you say your knowledge and understanding is of your duties and rights as a tenant in terms of acting towards Climate Change and a net-zero nation?**




Option	Total	Percent
I have a lot of knowledge and understanding and know exactly what my duties and rights are	1	1.89%
I have some knowledge and understanding and could learn more about my duties and rights	10	18.87%
I have very little knowledge and understanding and need to learn more about my duties and rights	0	0.00%
I have no knowledge or understanding and need to learn more about my duties and rights	5	9.43%
Not Answered	37	69.81%

**Question 41: As a tenant, are you aware of the practical implications that achieving these targets may have?**



Option	Total	Percent
Yes, I am fully aware	4	7.55%
Somewhat aware of the practical implications but could learn more	3	5.66%
No, I am not aware	8	15.09%
Not Answered	38	71.70%

**Question 42: To what extent would you say your knowledge and understanding is of your duties and rights as a landlord in terms of acting towards Climate Change and a net-zero nation?**



Option	Total	Percent
I have a lot of knowledge and understanding and know exactly what my duties and rights are	3	5.66%
I have some knowledge and understanding and could learn more about my duties and rights	5	9.43%
I have very little knowledge and understanding and need to learn more about my duties and rights	0	0.00%
I have no knowledge or understanding and need to learn more about my duties and rights	1	1.89%
Not Answered	44	83.02%

**Question 43: As a landlord, are you aware of what you will be required to deliver to achieve these targets?**




Option	Total	Percent
Yes, I am fully aware	3	5.66%
Somewhat aware of the actions I will be required to deliver but could learn more	3	5.66%
No, I am not aware	2	3.77%
Not Answered	45	84.91%

**Question 44: How important do you think it is for the Council to carry out a comprehensive awareness raising programme, giving private landlords notice of impending EPC targets and directing them to the technical advice required, to allow them to upgrade their properties where required?**



Option	Total	Percent
Extremely important	9	16.98%
Moderately important	0	0.00%
Somewhat important	1	1.89%
Slightly important	0	0.00%
Not at all important	0	0.00%
Not sure	0	0.00%
Not Answered	43	81.13%


**Question 45: Do you think it is important for the Council to develop support for private landlords to work towards the required housing energy standards where there are issues with the co-ordination of multiple owners?**





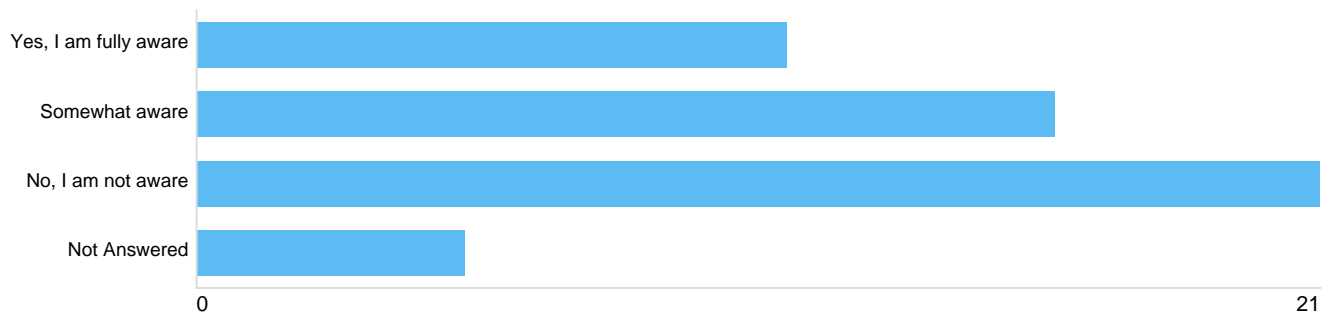
Option	Total	Percent
Extremely important	7	13.21%
Moderately important	1	1.89%
Somewhat important	2	3.77%
Slightly important	0	0.00%
Not at all important	0	0.00%
Not sure	0	0.00%
Not Answered	43	81.13%

**Question 46: Do you think it is important for the Council to monitor likely demand and consider options for resourcing this service including charging on a cost recovery basis i.e. recover costs after enforcement actions has been taken?**



Option	Total	Percent
Extremely important	3	5.66%
Moderately important	2	3.77%
Somewhat important	3	5.66%
Slightly important	1	1.89%
Not at all important	1	1.89%
Not sure	0	0.00%
Not Answered	43	81.13%

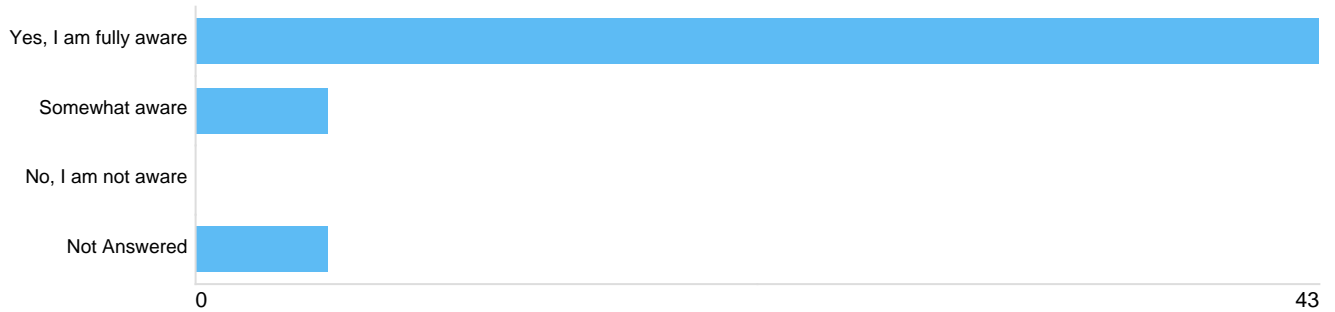
**Question 47: Are you aware of the targets for owner occupied homes to be EPC C by 2040 and the practical impact of these targets?**



Option	Total	Percent
Yes, I am fully aware	11	20.75%
Somewhat aware	16	30.19%
No, I am not aware	21	39.62%
Not Answered	5	9.43%

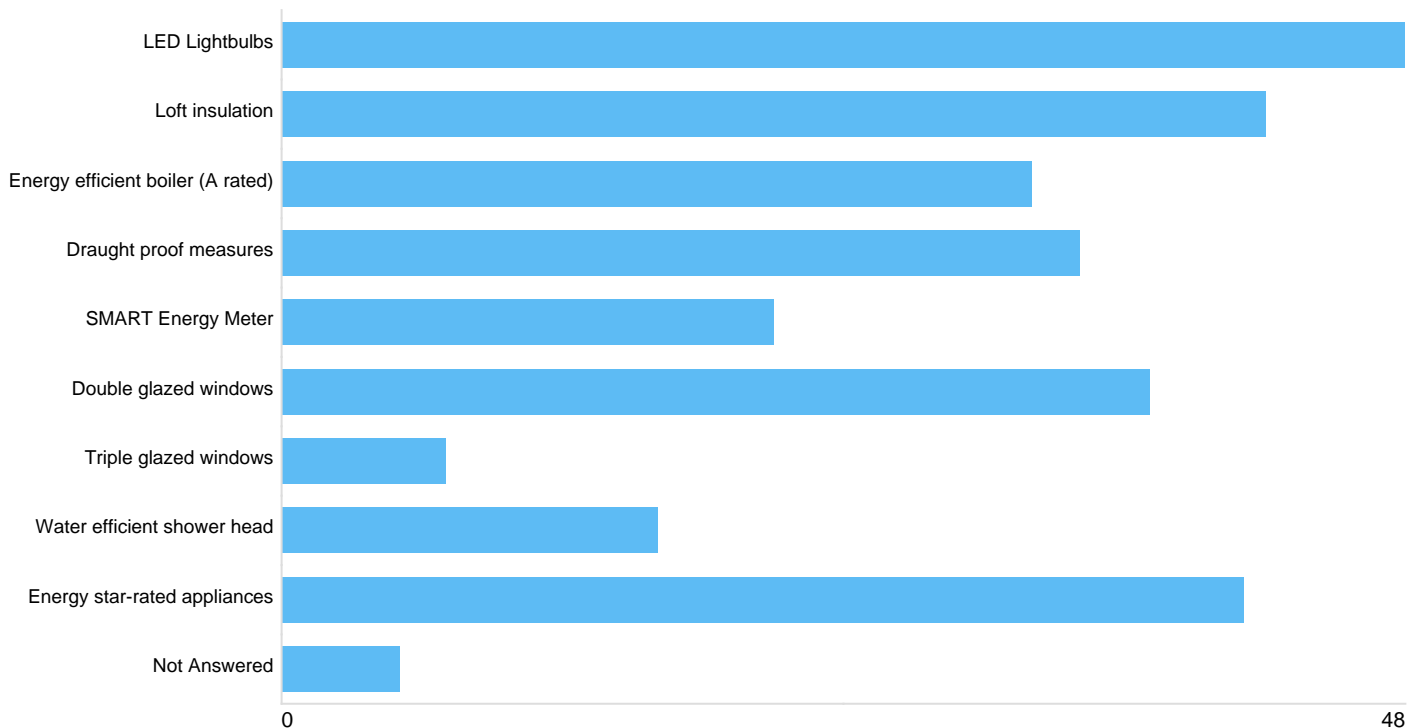
Q47\_ Further comments provided by respondents: There were **26** responses to this part of the question. The process of analysing and summarising these responses is still ongoing and we will publish these as part of our Climate Change Action Plan Report, which is expected in Autumn 2021.

**Question 48: Are you aware of simple energy efficiency measures that can reduce your household's energy usage and bills e.g. LED lightbulbs, ensuring there are no draughts?**



Option	Total	Percent
Yes, I am fully aware	43	81.13%
Somewhat aware	5	9.43%
No, I am not aware	0	0.00%
Not Answered	5	9.43%

**Question 49: Which of the following installations do you have in your household? (please select all that apply)**




Option	Total	Percent
LED Lightbulbs	48	90.57%
Loft insulation	42	79.25%
Energy efficient boiler (A rated)	32	60.38%
Draught proof measures	34	64.15%
SMART Energy Meter	21	39.62%
Double glazed windows	37	69.81%
Triple glazed windows	7	13.21%
Water efficient shower head	16	30.19%
Energy star-rated appliances	41	77.36%
Not Answered	5	9.43%

**Q49\_ Other installations examples provided by respondents:**

There were **18** responses to this part of the question. The process of analysing and summarising these responses is still ongoing and we will publish these as part of our Climate Change Action Plan Report, which is expected in Autumn 2021.

**Question 50: Which of the following high level installations do you have in your household? (Select all that apply)**

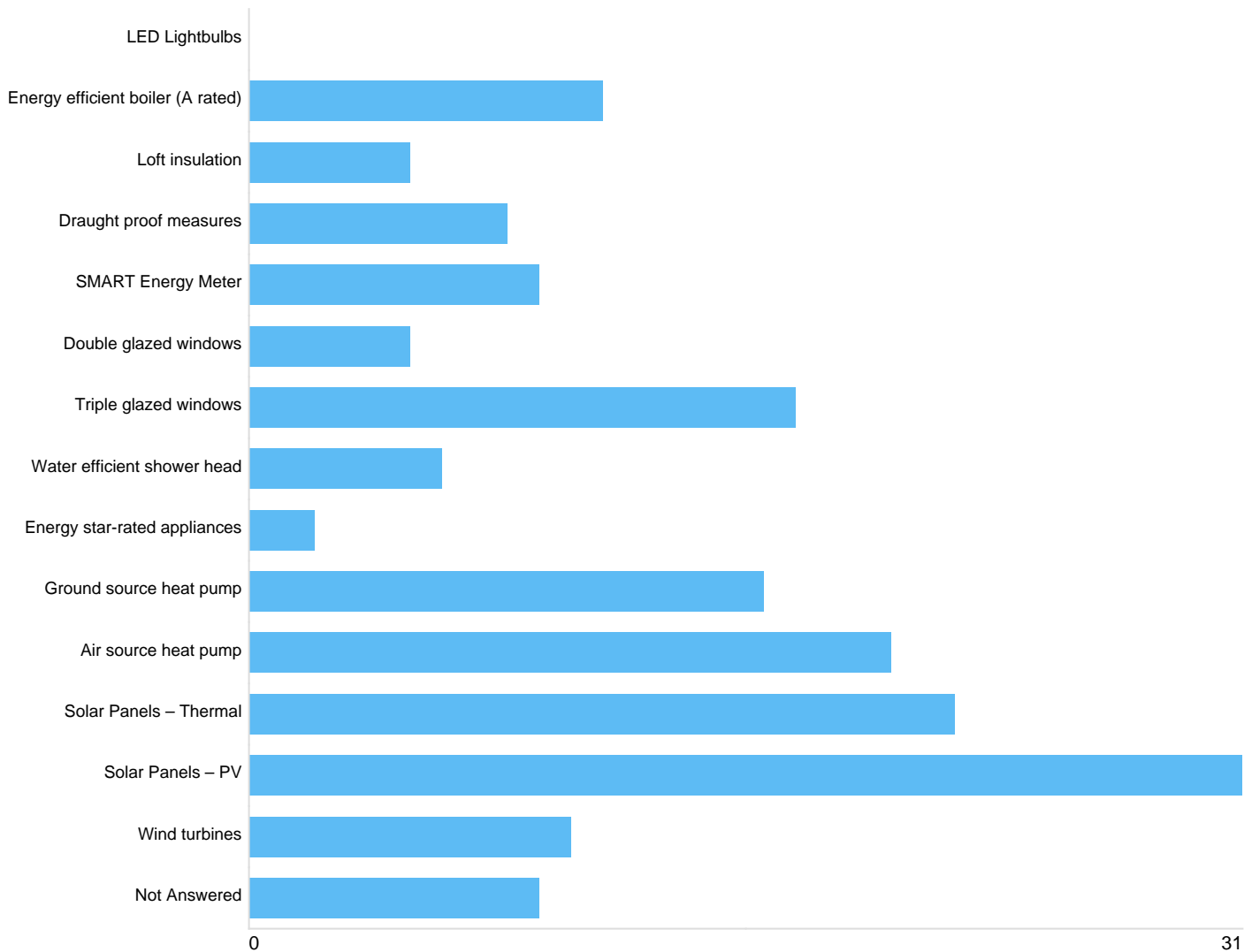


Option	Total	Percent
Ground source heat pump	0	0.00%
Air source heat pump	0	0.00%
Solar Panels – Thermal	6	11.32%
Solar Panels – PV	4	7.55%
Wind turbine(s)	0	0.00%
Not Answered	44	83.02%

**Q50\_ Other high level installations examples provided by respondents:**

There were **15** responses to this part of the question. The process of analysing and summarising these responses is still ongoing and we will publish these as part of our Climate Change Action Plan Report, which is expected in Autumn 2021.

**Question 51: Which energy saving installations would you like but currently do not have in your home? (Select all that apply)**

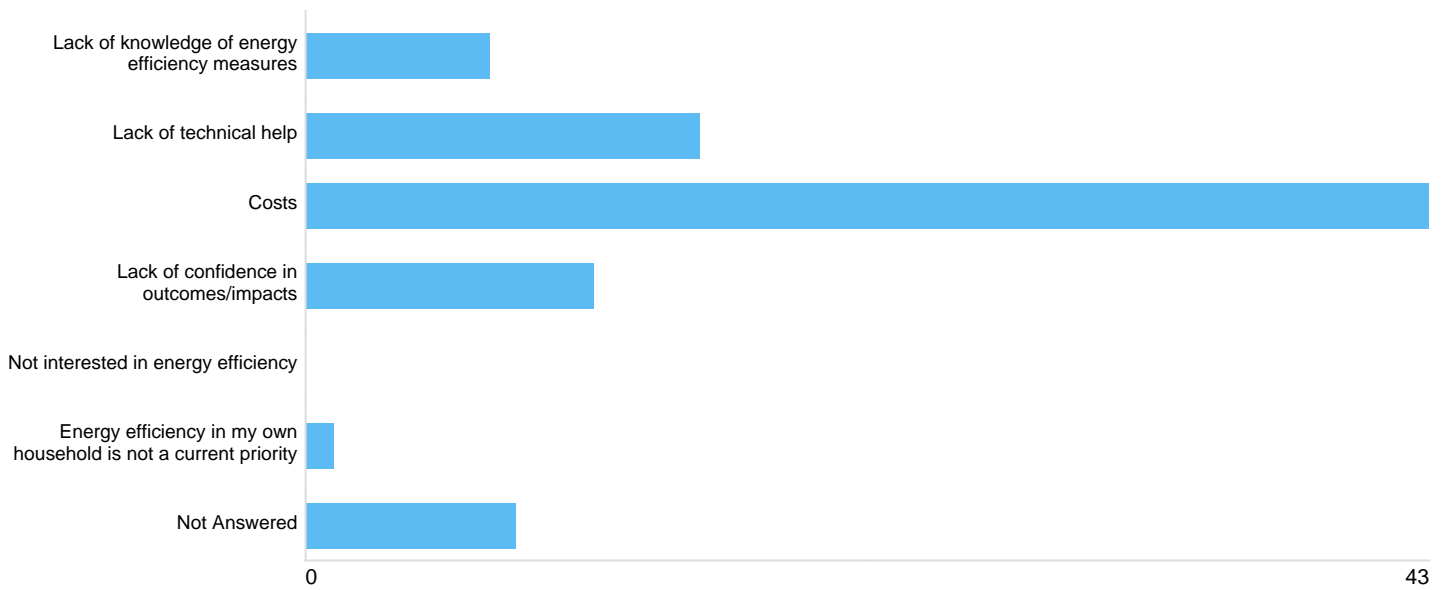


Option	Total	Percent
LED Lightbulbs	0	0.00%
Energy efficient boiler (A rated)	11	20.75%
Loft insulation	5	9.43%
Draught proof measures	8	15.09%
SMART Energy Meter	9	16.98%
Double glazed windows	5	9.43%
Triple glazed windows	17	32.08%
Water efficient shower head	6	11.32%
Energy star-rated appliances	2	3.77%
Ground source heat pump	16	30.19%
Air source heat pump	20	37.74%
Solar Panels – Thermal	22	41.51%
Solar Panels – PV	31	58.49%
Wind turbines	10	18.87%
Not Answered	9	16.98%

**Q51\_ Other installation examples provided by respondents:**

There were **14** responses to this part of the question. The process of analysing and summarising these responses is still ongoing and we will publish these as part of our Climate Change Action Plan Report, which is expected in Autumn 2021.

**Question 52: Which of the following act as a barrier in applying energy efficiency measures in your household?**

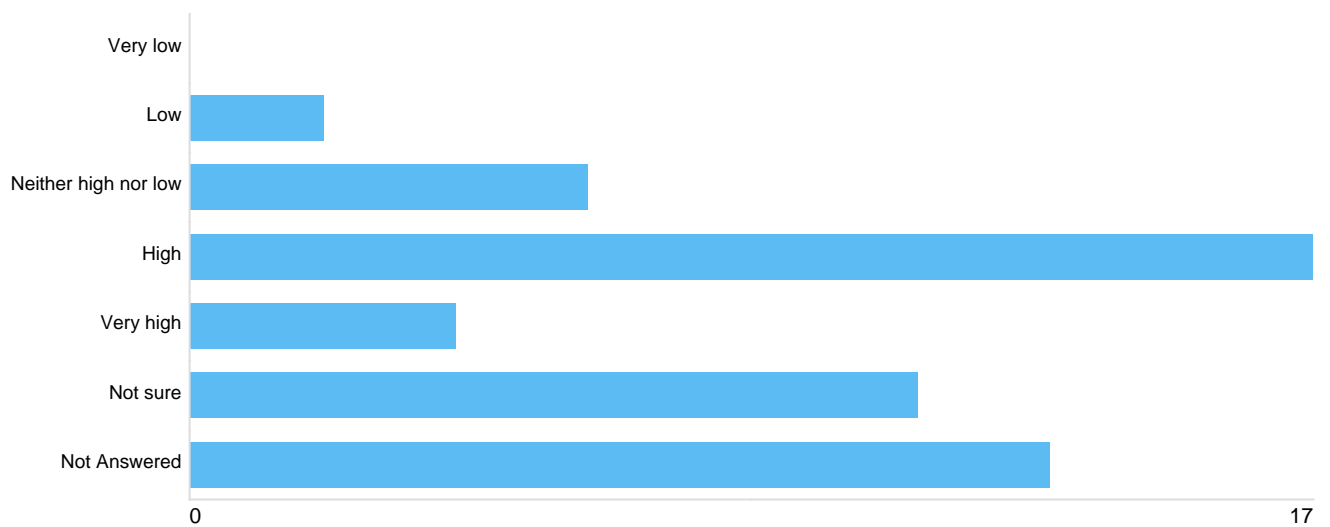


Option	Total	Percent
Lack of knowledge of energy efficiency measures	7	13.21%
Lack of technical help	15	28.30%
Costs	43	81.13%
Lack of confidence in outcomes/impacts	11	20.75%
Not interested in energy efficiency	0	0.00%
Energy efficiency in my own household is not a current priority	1	1.89%
Not Answered	8	15.09%

**Q52\_Other barriers provided by respondents:**

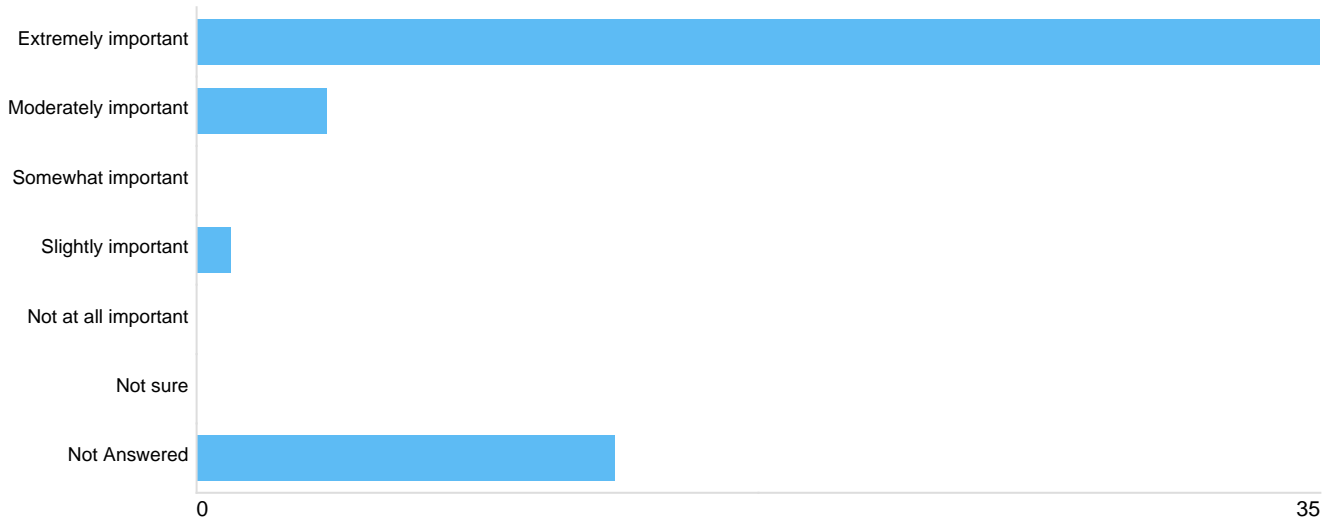
There were 23 responses to this part of the question. The process of analysing and summarising these responses is still ongoing and we will publish these as part of our Climate Change Action Plan Report, which is expected in Autumn 2021.

**Question 53: In your opinion what is the contribution of non-domestic buildings (council properties) to carbon?**



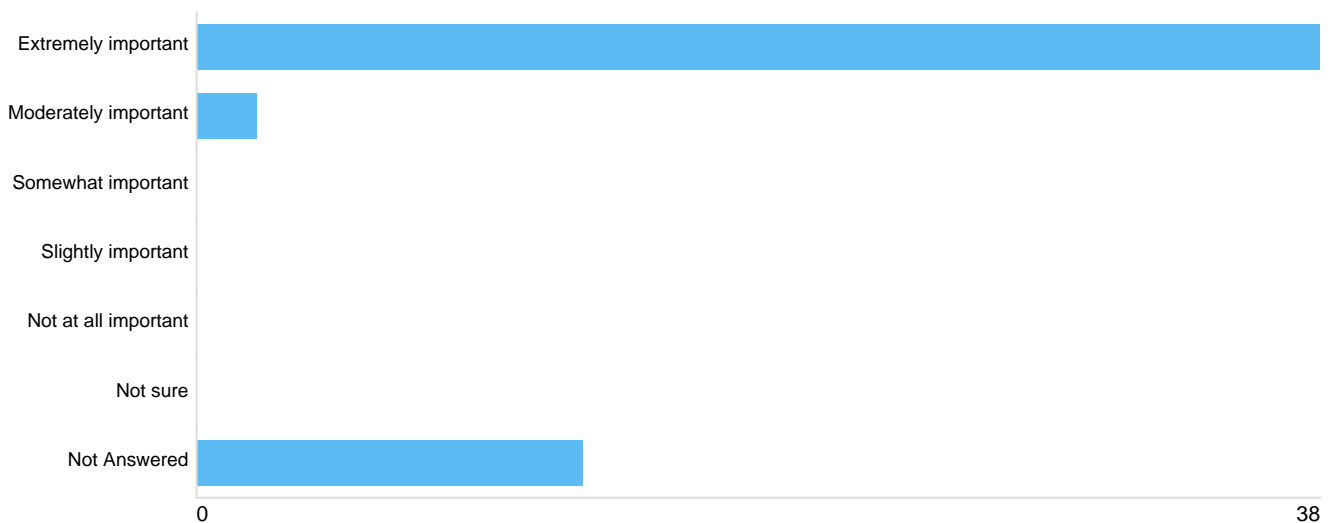
Option	Total	Percent
Very low	0	0.00%
Low	2	3.77%
Neither high nor low	6	11.32%
High	17	32.08%
Very high	4	7.55%
Not sure	11	20.75%
Not Answered	13	24.53%

**Question 54: How important do you think it is for the Council to develop actions, costs and funding options for all new Council buildings to be Net Zero Carbon from 2025?**



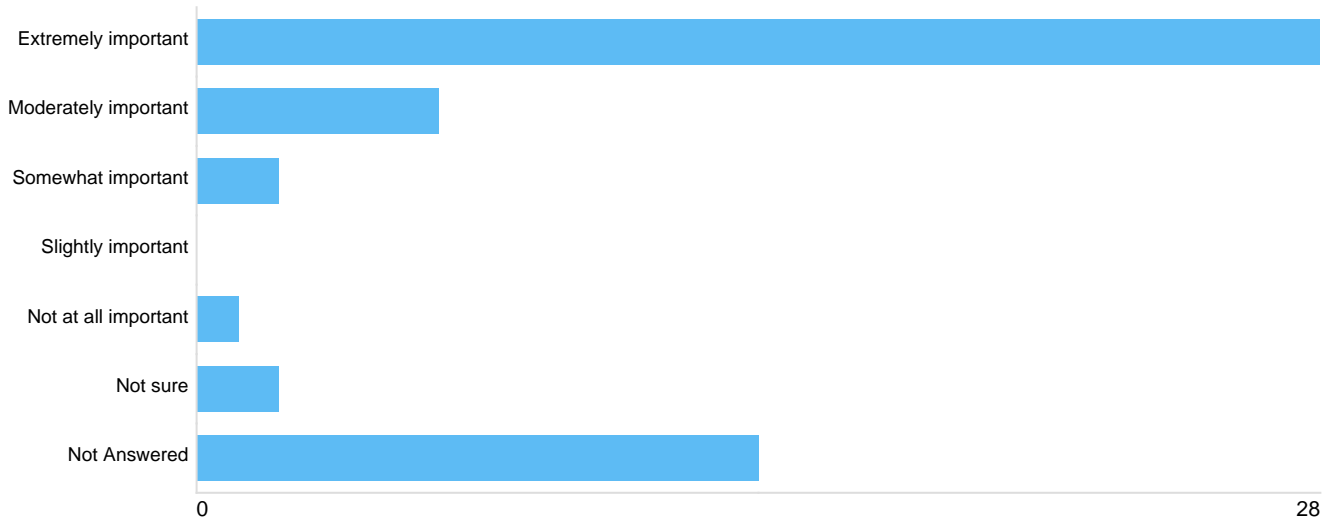
Option	Total	Percent
Extremely important	35	66.04%
Moderately important	4	7.55%
Somewhat important	0	0.00%
Slightly important	1	1.89%
Not at all important	0	0.00%
Not sure	0	0.00%
Not Answered	13	24.53%

**Question 55: How important do you think it is that all buildings under refurbishment must have improved EPC rating, energy efficiency and reduce “in use energy” consumption?**



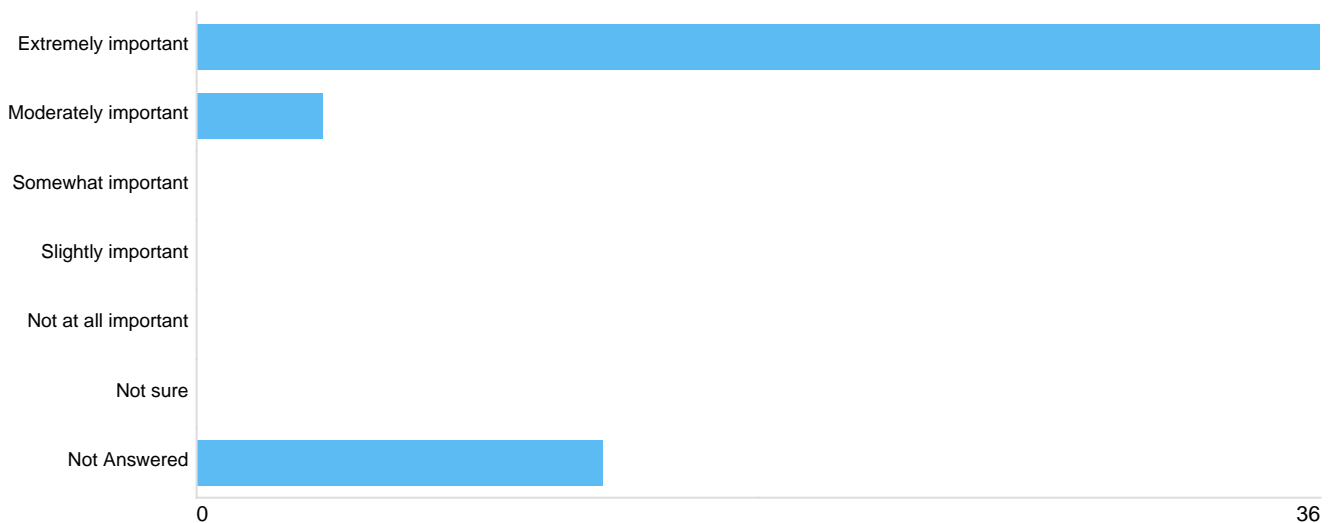
Option	Total	Percent
Extremely important	38	71.70%
Moderately important	2	3.77%
Somewhat important	0	0.00%
Slightly important	0	0.00%
Not at all important	0	0.00%
Not sure	0	0.00%
Not Answered	13	24.53%

**Question 56: How important do you think it is to develop and cost opportunities to improve existing building stock to upgrade building fabric and glazing to include triple glazing as standard?**



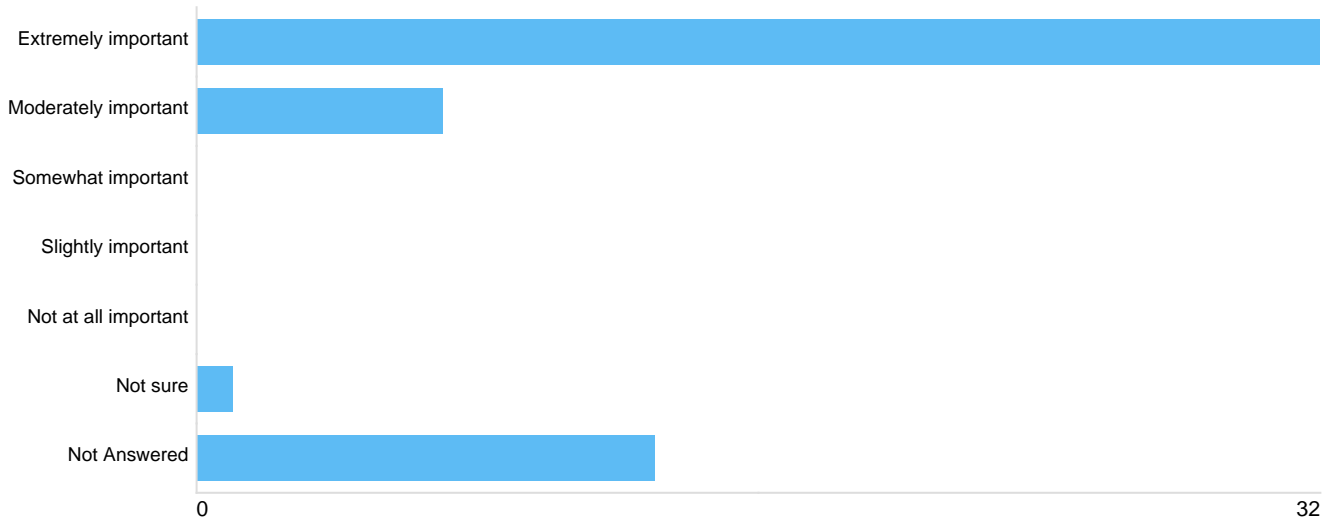
Option	Total	Percent
Extremely important	28	52.83%
Moderately important	6	11.32%
Somewhat important	2	3.77%
Slightly important	0	0.00%
Not at all important	1	1.89%
Not sure	2	3.77%
Not Answered	14	26.42%

**Question 57: How important do you think it is for the Council to develop partnership working with other Public Sector bodies to share buildings and resources to achieve net zero by 2045.**



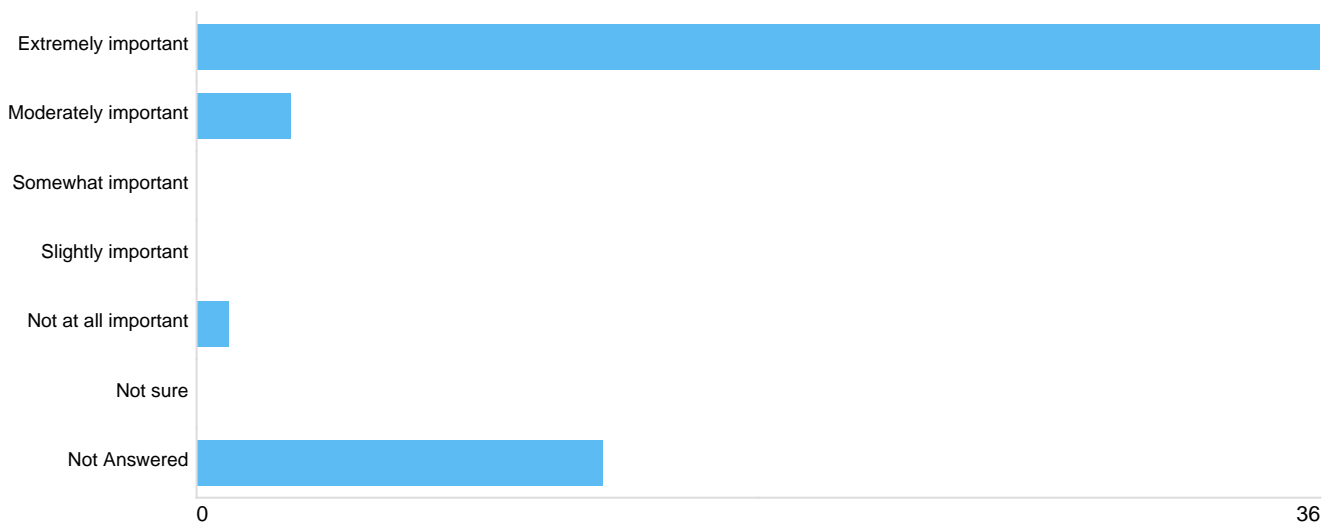
Option	Total	Percent
Extremely important	36	67.92%
Moderately important	4	7.55%
Somewhat important	0	0.00%
Slightly important	0	0.00%
Not at all important	0	0.00%
Not sure	0	0.00%
Not Answered	13	24.53%

**Question 58: How important do you think it is for the Council to develop partnership working with other non-domestic sector organisations to explore opportunities to achieve net zero by 2045?**



Option	Total	Percent
Extremely important	32	60.38%
Moderately important	7	13.21%
Somewhat important	0	0.00%
Slightly important	0	0.00%
Not at all important	0	0.00%
Not sure	1	1.89%
Not Answered	13	24.53%

**Question 59: How important do you think it is for the Council to review its property portfolio and reduce emissions through a combination of maximising the use of buildings and disposing of surplus properties?**





Option	Total	Percent
Extremely important	36	67.92%
Moderately important	3	5.66%
Somewhat important	0	0.00%
Slightly important	0	0.00%
Not at all important	1	1.89%
Not sure	0	0.00%
Not Answered	13	24.53%

**Question 60: Are you aware of the practical implications these targets may have?**

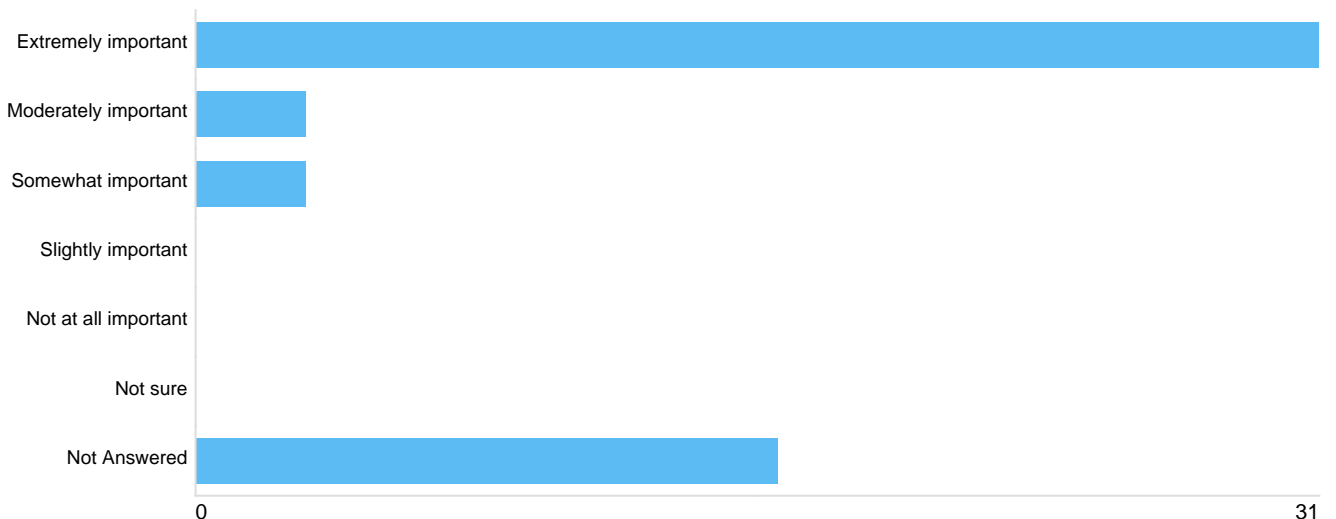


Option	Total	Percent
Yes, I am fully aware	8	15.09%
Somewhat aware	14	26.42%
No, I am not aware	13	24.53%
Not Answered	18	33.96%

**Q60\_Further information provided by respondents:**

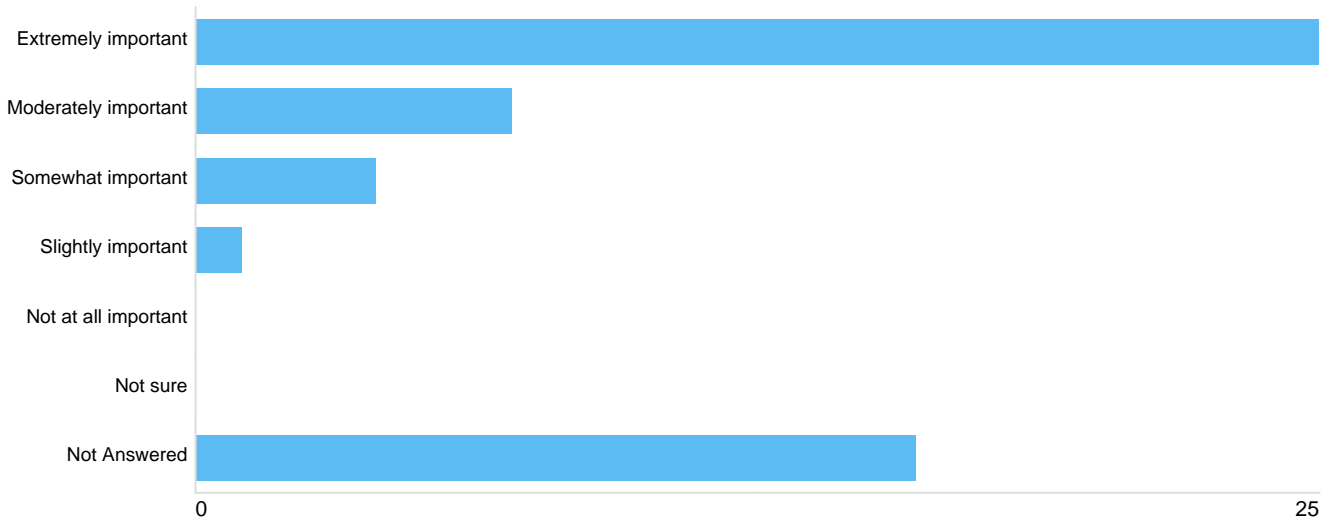
There were **15** responses to this part of the question. The process of analysing and summarising these responses is still ongoing and we will publish these as part of our Climate Change Action Plan Report, which is expected in Autumn 2021.

**Question 61: How important do you think it is for the Council to work together and support communities to improve energy efficiency in community-owned buildings?**



Option	Total	Percent
Extremely important	31	58.49%
Moderately important	3	5.66%
Somewhat important	3	5.66%
Slightly important	0	0.00%
Not at all important	0	0.00%
Not sure	0	0.00%
Not Answered	16	30.19%

**Question 62: How important do you think it is for the Council to work together and support businesses to improve energy efficiency in non-domestic business properties?**



Option	Total	Percent
Extremely important	25	47.17%
Moderately important	7	13.21%
Somewhat important	4	7.55%
Slightly important	1	1.89%
Not at all important	0	0.00%
Not sure	0	0.00%
Not Answered	16	30.19%